

1977 CHICAGO BEARS

OFFICIAL
GUIDE

\$2.



jack pardee
1976 n.f.c.
coach of the year

FINGERTIP INFORMATION

The Chicago Bears Football Club, Inc.

Front Office & Public Relations
55 East Jackson (Suite 1200)
Chicago, Illinois 60604
Telephone — 312 663-5100
Night — 312 663-5103

Coaching Staff
Chicago Bears
541 N. Mayflower
Lake Forest, Illinois 60045
Telephone — 312 234-1841
Press Room — 312 234-1877

Home Field — Soldier Field (Capacity 57,359)

Colors — Orange, Navy Blue, White

Ticket Information

Season Tickets Available

All Seats (\$9.50 and \$7.50) Reserved

Box Office — 55 East Jackson (Suite 1250)

Telephone — 663-5408

Hours — 9 a.m. to 4 p.m. Monday thru Friday

Also Saturdays in season; Soldier Field ticket windows open at 9 a.m. game days.

Press Will Call

Located at Gate O at south end of Soldier Field. Opens at 9 a.m. for afternoon games, 5 p.m. for night games.

1977 Directory

Chairman of the Board George S. Halas
President George S. Halas, Jr.
Vice President & Treasurer Edward W. McCaskey
Executive Vice President & General Manager James E. Finks

Administrative Staff 312 663-5100

Assistant to General Manager Bill McGrane
Controller Jerry Vainisi
Stadium Operations George Arneson
Business Manager Rudy Custer
Personnel Carl Marasco
Colleges Jim Parmer
Professionals Bill Tobin
Public Relations Ted Haracz
Haracz Home Phone 312, 945-6208
Assistant Patrick McCaskey
Secretary Corinne Nierman

Coaching Staff 312 234-1841

Head Coach Jack Pardee
Special Assistant Bob Bowser
Offensive Line Ray Callahan
Defensive Line Brad Ecklund
Strength Clyde Emrich
Secondary Ross Fichtner
Offensive Coordinator Sid Gillman
Special Teams, Receiver John Hilton
Offensive Backs Fred O'Conner
Trainer Fred Caito
Equipment Manager Ray Earley
Film Director Mitch Friedman

1977 SCHEDULE

Camp Information

The Bears will again train on the campus of Lake Forest (Ill.) College, 30 miles north of Chicago's Loop. The main camp office will be located in the Sports & Health Center on South Campus (Phone AC 312, 234-7162). The Press Room will be located again in McClure Hall (Phone AC 312- 234-8270). All workouts open to the public.

Preseason Games

July 30	Jets at Canton	2:30
Aug. 6	SAINTS at CHICAGO	8:00
Aug. 13	Raiders at Oakland	8:00
Aug. 20	Oilers at Houston	8:00
Aug. 25	Browns at Cleveland	7:00
Sept. 2	Cardinals at St. Louis	7:00
Sept. 10	BENGALS at CHICAGO	8:00

Championship Schedule

Sunday, Sept. 18	LIONS at CHICAGO	1:00
Sunday, Sept. 25	Cardinals at St. Louis	1:00
Sunday, Oct. 2	SAINTS at CHICAGO	1:00
Monday, Oct. 10	RAMS at CHICAGO	8:00
Sunday, Oct. 16	Vikings at Minnesota	1:00
Sunday, Oct. 23	FALCONS at CHICAGO	1:00
Sunday, Oct. 30	Packers at Green Bay	1:00
Sunday, Nov. 6	Oilers at Houston	1:00
Sunday, Nov. 13	CHIEFS at CHICAGO	1:00
Sunday, Nov. 20	VIKINGS at CHICAGO	1:00
Thursday, Nov. 24	Lions at Detroit	11:30
Sunday, Dec. 4	Buccaneers at Tampa	Noon
Sunday, Dec. 11	PACKERS at CHICAGO	1:00
Sunday, Dec. 18	Giants at New York	Noon

All Central Times.

Contents

Current Data

Biographies, Coaches	6-10
Biographies, Front Office	2-5
Biographies, Rookies	39-44
Biographies, Veterans	12-38
Drafts	55
Media Info	121
Opponents	121
Piccolo Award	51
Playoff Formula	117
Pronunciation Guide	45
Recapitulations, 1976	46-51
Road Headquarters	117
Roster Analysis	54
Roster, Rookies	61
Roster, Veterans	60
Schedule, League	118-120
Standings, 1976	120
Statistics, 1976	52-53

Records

All Pro Bears	98
Assistant Coaches	97
Coaches	100-103
Career	70-73
Game	63-65
Halas Awards	97
Hall of Famers	58-59
Historical Highlights	56-57
Individual	74-81
Last Time Marks	63
Opponents Big Days, Plays	63
Pro Bowl Bears	99
Results, Pre-Season	116
Results, Game	106-115
Roster, All-Time	91-97
Series	104-105
Soldier Field	62
Team	82-90
Trades	54

George Stanley Halas Chairman of the Board



A plaque hanging in the Pro Football Hall of Fame reads in part:

"... Heading the Chicago Bears for more than a half-century, George S. Halas, 82, the team's founder and for 40 of 58 years its head coach, is one of the most enduring personalities in any sports endeavor. He is also the only survivor of the little band of enthusiasts who met in a Canton automobile agency to organize the American Professional Football Association on September 17, 1920. The Bears are one of two surviving charter franchises of the APFA, which was the direct forerunner of the NFL . . .

"The Bears' success on the playing field has been legendary. . . . More Bears have been enshrined in the Pro Football Hall of Fame than from any other club — 16 long-term Bears, including Halas, to be exact . . ."

That quote doesn't tell you a lot about one George S. Halas. But then, Halas the man, Halas the coach, the Chicago Bears and, in some aspects, professional football are one in the same. Inseparable. Each of the four has a separate birthdate, yet they are one in the same.

The biography of one would spill into the life of the others.

Halas feels he is just about the most fortunate man in all professional sports . . . his version of a great American dream has come true. He is the home town boy who didn't have to travel far away to make good but rather pyramided one success upon another right in Chicago.

Halas is a man of unique stature and distinguished status, active in the operation of the Chicago Bears since 1920 when he founded the team. This year, 1977, is the fifty-eighth since the Bears came into being as the Decatur Staleys.

Except for duty in the U. S. Navy in World War II, he has been active with the Bears for all those years — as player, then coach and always the owner. No one in professional football has been continuously associated with one team that many years . . . and quite likely, it's a record for any individual and any team in any pro sport.

No other football coach, professional or college, has equalled his personal winning record. The 40 years he has

been the coach of the Bears break down into four separate 10-year tenures: 1920-'29, 1933-'42, 1946-'55, and 1958-'67.

In those years, the Bears won 326 games, including playoff wins.

Halas, born February 2, 1895, and raised on Chicago's West Side, prepped at Crane Tech High School, went on to the University of Illinois lettering in football, basketball, and baseball. After graduation in 1918, he went into the Navy for the first of his two tours of duty.

Halas was Player of the Game in the 1919 Rose Bowl as an end on the Great Lakes team that beat the Marines 17-0.

An ensign in World War I, Halas enlisted again in World War II, becoming welfare and recreation officer of the Navy's Pacific Fleet under Admiral Nimitz. He was decorated with the Bronze Star. A commander when he left active duty in 1946, Halas retired as a captain in the Naval Reserve. He has also been awarded the Distinguished Citizens Award — highest honor the Navy can bestow on a civilian.

After leaving the Navy for the first time, Halas played right field briefly for the New York Yankees who optioned him to St. Paul in the American Association. A hip injury shortened his baseball career. In 1920, he turned a course that became a highway to success for him.

Halas went to work for a Decatur, Ill., corn products firm owned by a rabid sports fan, A. E. Staley. Staley sponsored a semipro baseball team managed by the famous ex-New York Giants pitcher "Iron-Man Joe" McGinnity. Halas played shortstop, captained the team.

Late that summer, Staley commissioned him to organize an independent football team.

Those Decatur Staleys were forerunners of the Bears. He also adopted the nickname in 1922, the year after moving the team to Chicago. In 1921, they were known as the Chicago Staleys under an agreement with the corn products firm.

As a player, Halas set an NFL record that stood for 49 years. He ran 98 yards for a touchdown with a Jim Thorpe fumble in a 26-0 win over the Oorang Indians at Wrigley Field

November 4, 1923. The record stood until Oakland's Jack Tatum returned a Green Bay fumble 104 yards in 1972. After he played end for the Bears from 1920-'29, he was named to the NFL All Pro Squad of the 1920's.

Halas' intensity and competitive drive gave the Bears colorful, dramatic flair. He seeks to add dignity to the sport he loves so deeply. Halas and the Bears are responsible for these innovations, some unorthodox at the time they were introduced:

First pro team to practice daily; to take game movies for study and strategical purposes; to hire its own band whose repertoire featured its own team song "Bear Down, Chicago Bears"; to publish and distribute a club newspaper to fans; to encourage radio broadcasts of games; to have a homecoming game every season with an evening banquet for all ex-Bears; to agree to a Sudden Death plan for playoff games (in 1941 with Green Bay — six years before NFL adoption).

When Halas signed Red Grange in 1925 and arranged a coast-to-coast tour, the Bears brought N.F.L. football to cities that had hardly heard of it.

Halas admits much of his faith and optimism was based on a sentimental attachment for the sport rather than a practical projection of what pro football might be some day. However, he was sure even in his rare lean years, that the public would accept the sport in numbers comparable to or surpassing crowd totals drawn to other pro sports. He explained:

"What we had going for us was the great, bursting enthusiasm of the players; their genuine liking for the game and the bruising contact. That hasn't changed. The players of the present are just as intense. And that is why the game has come as far as it has: fans in the early days responded to the all-out effort of the players. Fans now respond just the same, but in greater numbers."

Halas also points out the obvious fact that players in recent years seem to be larger and faster:

"There are more of the star quality types than there were years ago. It's only a natural, simple fact. We have larger squads numerically and that expansion of opportunities to play has brought more talent to the league. Yet, I insist that the topflight, truly outstanding players of the 1920's and 1930's and 1940's would be stars today too."

Perhaps the most powerful influence on Halas a year or two before he dedicated himself to pro football was Coach Bob Zuppke's farewell talk to the 1918 Illinois team. Halas never forgot Zuppke's words:

"Goodby makes no sense whatever. Just when all of you begin to know something about football after three years, I lose you. Football is the only sport that ends a man's career just when it should be beginning."

Halas, of course, had much to do with changing Zuppke's appraisal. Professional football is an extension of a player's competitive life but Halas has always cautioned veterans and rookies alike:

"Don't regard pro football as a complete career in itself.

Don't see it as the beginning and the end of your earning power. Plan for the years beyond. Use the glamor of the game to attract attention to yourself by playing well. That will develop first, an off-season occupation, and then assurance of a substantial future."

Four times, Halas has interrupted his coaching activities of his own volition.

He turned over leadership to Ralph Jones from 1930 through 1932. When Halas left for the U.S. Navy on November 1, 1942, Luke Johnso and "Hunk" Anderson shared head coaching responsibilities through 1945, and from 1956-'57, John "Paddy" Driscoll spelled him.

Coincidentally, in 1933 and again in 1946 when Halas resumed head coaching duties after having been away, his Bears' team won world championships immediately. Taking over for Driscoll in 1958, Halas needed a little more time to develop the "big" winner, but that did happen in 1963 when the Bears won their eighth championship.

(Halas' Bears actually won nine championship games but only eight are recognized by the NFL at this time. Number nine was 1924 when the Bears whipped the Cleveland Bulldogs 23-0 in Wrigley Field Dec. 7. In those days, championships were awarded at post-season League meetings. Halas says with a grin "... I left the meeting room to go to the washroom and when I got back they had awarded the championship to Cleveland.")

The Associated Press, The Sporting News, and The United Press International named him Coach of the Year after the 1963 and 1965 seasons.

He retired from coaching May 27, 1968.

The team rather than the individual has always been the philosophy of the Bears. The Bears are tied with the old Canton Bulldogs for most consecutive regular season games without defeats — 24. Canton did it in 1922-23, (21 wins, three ties) while the Bears turned the trick from 1941 through '43 (23 wins, one tie). The Bears scored most straight victories, all games, 18 in a row (1933-'34 and again in 1941-'42). The Miami Dolphins tied this record (1972-'73). Their 17 straight regular season victories (1933-'34) were another record — and they share second place in this category with 16 in a row: Bears (1941-'42) and Miami (1971-'73).

The Bears also went an incredible 30 games without a defeat from 1932 to 1933. That span includes regular season, championship, and pre-season tilts.

During the early 1940's, the team probably reached the height of its power with four straight Western Conference titles; three world championships; a fantastic four season record (including pre-season games) of 62 victories, 7 losses, 1 tie for an astronomical winning percentage of .899, 2,164 points against 842. The 1940 team, which destroyed the Washington Redskins with an all-time high scoring mark of 73-0 for the world championship, was voted the greatest professional team of all time by the National Academy of Sports Editors in 1963.



GEORGE HALAS, JR.
President



EDWARD W. McCASKEY
Vice President & Treasurer

GEORGE HALAS

President

Peace in the NFL between the owners and the players this winter after three years was especially satisfying to George (Mugs) Halas, president of the Chicago Bears.

Halas is a member of the executive committee of the NFL Management Council.

Other members of the committee are Wellington Mara of the New York Giants, Rankin Smith of Atlanta, Art Modell of Cleveland, Ralph Wilson of Buffalo and Joe Robbie of Miami.

President of the Club since 1963, Mugs (nicknamed by his father George S. Halas) started his football career on a full-time basis in 1950. Three years later, he took over its treasurer's responsibilities.

A Business Administration graduate of Loyola University in 1949, Halas is a life-long resident of Chicago who attended Loyola Academy.

He learned football the hard way. As a youngster, he hung helmets in the locker room before the game and carried the water on the sideline during the game.

Halas was the club's general manager for 14 years.

Mugs served with the U.S. Naval Reserve during World War II prior to completing his college education.

Halas serves on the board of directors of the Park National Bank, the Chicago Association of Retarded Children, and United Cerebral Palsy.

He is a trustee of the Pop Warner Football League.

Born September 4, 1925, Halas has two children.

ED McCASKEY

Vice President

Community involvement programs are a natural for the Chicago Bears Vice President and Treasurer Ed McCaskey, who once was a professional night club singer.

An executive with the Bears since 1967, McCaskey has been the spearhead for the Club's civic projects.

A close friend of the late Brian Piccolo whom he considered a son, McCaskey worked closely with Screen Gems in the production of the movie "Brian's Song." He represents the NFL owners on the Brian Piccolo Golf Tournament Committee that has donated over \$200,000 to the Memorial Sloan-Kettering Cancer Center in New York, as a memorial to Brian Piccolo.

Entering the business world after World War II, McCaskey was in the music publishing business in New York and associated with the late Jimmy Dorsey.

Since coming to Chicago in '49, he has been merchandising manager for the National Retail Tea and Coffee Association, executive vice president of Merchandise Service, Inc., and an account executive for E. F. MacDonald Co.

Born April 27, 1919, in Philadelphia, McCaskey sang with dance bands before enrolling at the University of Pennsylvania in 1940. He continued a singing career during his collegiate days and was elected a class president at Penn. After graduation in absentia in '43, McCaskey served with the 80th Infantry in France — enlisting as a private and leaving the Army with Captain's rank.

He serves on the board of trustees of Rosary College.

McCaskey and his wife Virginia have 11 children, ten grandchildren and reside in Des Plaines.

BEAR STAFFERS



BILL McGRANE
Assistant to
General Manager



GEORGE ARNESON
Stadium Operations



TED HARACZ
Public Relations



JERRY VAINISI
Controller



RUDY CUSTER
Business



RAY EARLEY
Equipment



MITCH FRIEDMAN
Film



CARL MARASCO
Player Personnel



JIM PARMER
College Scout



BILL TOBIN
Pro Scout



PAT McCASKEY
PR Assistant

James E. Finks Vice President, General Manager, Chief Operating Officer



In the forest of executive timber directing operations for the National Football League's 28 member franchises, there are some big trees.

Their titles vary from city to city. So do responsibilities.

As one writer "Profiled" not long ago: "Jim Finks' title with the Chicago Bears does not fit in one line of type. Matter of fact, it's hard to say the whole thing without breathing at least once — executive vice president, general manager, and chief operating officer.

"But Finks' job is easily defined. He is the boss. His responsibilities are to return the Bears . . . to the preeminent position they enjoyed in the National Football League for more than 40 years."

In the 13 years since the Bears won their last NFL championship (1963), the team has enjoyed just two winning seasons. It has been 10 years since the Bears have been as good as 7-6-1 (1967).

This fall marks the third season of the Bears' new deal. Finks joined the Club Sept. 12, 1975, studied its operation through the remainder of that season, and started anew in December.

Working his basic philosophy "be sound from top to bottom. Let the system work. Neither overreact, panic, nor play to the media" — Finks rebuilt the Bears from top to bottom.

In 1977, you can count the number of front office and coaching personnel with the Club for more than three years on the digits of one hand. Just 11 of the 1974 players were still under contract this winter and only five of them regulars. That process, of getting to Year Three, has been painful but encouraging.

The 1975 Bears were 4-10. The 1976 Bears were 7-7 but a series of near misses away from 9-5.

The Finks Philosophy appears to be working . . . again.

Finks, who will be 50 Aug. 31 (1927), broke into the NFL in 1949 as a rookie quarterback with the Pittsburgh Steelers from Tulsa University.

Since that time, he has been an NFL regular at both defensive back and quarterback, a college (Notre Dame) coach, a Canadian Football League (CFL) scout and general manager, Club Vice President and General Manager, and League Executive — all with distinction.

He has down played his role as advisor to the NFL Management Council during the three-year negotiations with the Players' Association recently concluded with the signed agreement this winter.

Finks joined the Bears after serving full time with the Management Council through the turbulent summer of '74 and its player strike. Previously his 10-year association with Minnesota brought the Vikings to the top of the professional game. Finks joined Minnesota in 1964 as its general manager and six seasons later saw the Purple Gang in their first Super Bowl (Jan. 11, 1970).

That same season (1969) Finks was named Vice President of the Minnesota Club — retaining his general manager's duties.

As Viking fortunes increased to include 47 victories in his last four seasons (1970-'73), Finks resigned his post in Minnesota. He was the Club's Executive Vice President when he tendered his resignation following the Viking's second Super Bowl.

Finks was a T-formation collegiate quarterback at Tulsa before he entered the NFL with the Steelers.

Pittsburgh still employed single wing offense, however, and the 5-10, 175-pound passer found himself defending passes. From 1949-'51, Finks was a regular in the Steeler secondary.

In 1952, the Steelers converted to the T-formation and Finks switched back to quarterback. In '53, he joined Otto Graham as the Eastern Conference quarterbacks in the Pro Bowl.

Finks left the pro game to coach Notre Dame's 1956 backfield under Terry Brennan.

He scouted for Calgary in the Canadian League the following season and took over as general manager of the Stampeders in late 1957. He remained with the Stampeders until moving to Minnesota in '64.

In 1968, he was on the first NFL negotiating committee that met with the Players Association.

Finks and his wife Maxine, have four sons — Jim, David, Dan and Tom. He is a native of Salem in south central Illinois, about 70 miles east of St. Louis.



John Perry (Jack) Pardee Chicago Bears Head Coach

Notoriety does not wear well with Jack Pardee. Not that he isn't prepared to handle fame. Notoriety just takes too much time from his loves — church, family and football.

Nevertheless, Pardee enters his third season as field boss of the Chicago Bears with the plaques and trophies signifying his 1976 National Football Conference coach of the year honors and a gnawing desire to relive the City's football glory days.

His 1976 Bears surprised, perhaps startled, NFL watchers by staying in playoff contention until December before posting a 7-7 record against a devastating schedule.

The Professional Football Writers Association and United Press International voted him their post-season honors.

If the Bears continue that improvement, the Pardees will have to enlarge their trophy room.

Pardee, the eighth head coach in the Bears' 58-year history, joins George Halas as the only two Bear coaches to have gotten coach of the year attention.

An outstanding student of the sport, Pardee (now 41) was the youngest head coach in the NFL when he was hired by general manager Jim Finks to succeed Abe Giron, Dec. 31, 1974. His credentials are impressive as both player and coach.

A standout linebacker during a 15-year NFL career interrupted by a successful bout with cancer, Pardee entered the League in 1957 as the Los Angeles Rams' second round draft choice.

Even then, Pardee's accomplishments were many.

An honor student in business administration at Texas A&M and all-Southwest conference football star for Paul (Bear) Bryant, Pardee completed his collegiate career with outstanding performances in both the Blue-Gray and North-South post-season all-star games.

He continued the stellar play in his 196 pro games during 13 seasons at Los Angeles and two with the Washington Redskins. Pardee's 22 career interceptions, five touchdowns and

(1963) all-Pro honors, don't indicate his true value to either club.

Known as a coach on the field, Pardee called defensive signals for both clubs late in his career.

When the Redskins completed one of the biggest trades in recent years involving Pardee, six other players and eight draft choices prior to the 1971 draft, Jack responded with an all-League performance for George Allen.

He retired following the 1972 season to return to coaching the Redskin linebackers.

While recovering from the cancer surgery that interrupted his career in 1965, Pardee got his first taste of the coaching business as an assistant at Texas A&M.

Pardee accepted his first head coaching assignment in the financial plagued World Football League with a franchise that was to be located in Washington, later moved to Norfolk, and became the Florida (Orlando) Blazers.

As coach and general manager of the Blazers, Pardee's leadership qualities garnered national attention.

In a general atmosphere of financial disaster, without paydays or paychecks, Pardee earned an amazing loyalty from his players which enabled the club to post a 14-6 record and enter the WFL championship game. Birmingham edged the Blazers 22-21.

The respect continues.

Pardee was voted to the Texas all-time pro team in November of 1975 — two months before coaching the South team in the 1975 Senior Bowl.

Born April 19, 1936 in Exira, Iowa, Pardee spent his formative years in Texas.

His family moved to Christoval, Texas when he was a youth. It was at Christoval High that Jack started playing football — six-man style.

He and his wife Phyllis Lane Perryman (Houston) were married December 27, 1957 and have five children: Steven, 18; Judee, 17; Anne Marie, 16; Susan, 14; and Ted, 8.



CALLAHAN

RAY CALLAHAN

OFFENSIVE LINE

The Bears were forced to start five different combinations of linemen during their 14-game 1976 season. Disastrous results right? Wrong.

The Bears gave up just 24 sacks to rank among the League leaders and blocked well enough to pave Walter Payton's path to the NFC rushing title. Ray Callahan is the Club's offensive line coach.

A former collegiate head coach and Kentucky's 1962 prep coach of the year, Callahan begins his fourth year on Jack Pardee's staff and fifth in professional football this fall.

Florida Blazers' line coach and offensive coordinator in 1974, Callahan's first season in professional football was 1973 when he tutored the talented Baltimore Colts linebacking corps. He joined the Bears with Pardee in January 1975.

The former two-way player at Kentucky (1952-56), left a highly successful high school coaching career in 1963 to become line coach at his Alma Mater. In 1967 he moved to the University of Cincinnati as its line coach.

Two years later, he was appointed Cincinnati's head coach guiding Bearcat fortunes from 1969 to 1972.

He and his wife Lee have four children and reside in Hoffman Estates.



ECKLUND

BRAD ECKLUND

DEFENSIVE LINE

Last season the Bears set a Club record for sacks with 49. Coach of the Chicago front four is Brad Ecklund, now in his 17th year of professional football coaching.

Ironically, Ecklund left the Bears scouting department in 1973 to join Jack Pardee on the field at Florida. He journeyed back to Chicago with Pardee in January 1975.

His first professional coaching job was with Dallas from 1960-64, the first four seasons of the Cowboys existence.

Ecklund left the Cowboys to help organize CEPO (the Central-Eastern Personnel Organization). He remained with CEPO until returning to coaching with Atlanta (1966-67).

Stints as offensive line coach at New Orleans (1968-70) and Philadelphia (1971-72) followed. Ecklund entered professional football with star center billings from his collegiate career at Oregon (1945-48). He served as a sergeant in the Marine Corps during World War II.

After six seasons as a center and middle linebacker with the New York Yanks, Dallas Texans and Baltimore Colts, Ecklund retired in 1954. He was named all-Pro with the Yanks in '49, '51 and '52 and was the Colts MVP in '54.

Born May 9, 1922 at Los Angeles, the 1949 Oregon graduate is married to the former Ruth McKenney. The Ecklunds have three children and reside in Schaumburg.



FICHTNER

ROSS FICHTNER

SECONDARY COACH

Last season was undoubtedly one of the sweetest of Ross Fichtner's 12 years in professional football. No the Bears didn't win the Super Bowl. Neither did the Chicago defense lead the League.

Fichtner (pron: feet-ner), who's starting his fourth season on Jack Pardee's staff, coaches the Chicago secondary. Maligned because of its size and reputation as hitters rather than defenders, the secondary responded by fielding one of the better units in the NFL.

A nine-year veteran NFL safety, Fichtner made his coaching debut with the Florida Blazers in 1974 — five years after his retirement from the New Orleans Saints.

His best afternoons in football were spent with the Cleveland Browns from 1960 through '67. He played 102 games with the Browns during that eight-year span and intercepted 27 passes returning three of them for touchdowns.

Fichtner was Cleveland's most valuable defensive player in 1966. In a game against Dallas that year the strong safety had three interceptions. The Browns won the NFL championship in '64 and played for the '65 title.

Fichtner was also MVP in the '59 Blue-Gray game.

Born Oct. 26, 1938 at McKeesport, Pa., Fichtner and his wife Karen reside in Hoffman Estates.

SID GILLMAN

OFFENSIVE COORDINATOR

Surprises are Sid Gillman's thing. Known as one of the most imaginative offensive thinkers in football's modern age, Gillman and the Bears shocked the football world last January.

That's when Jack Pardee lured the 65 year-old Gillman (Oct. 26, 1911) from retirement to be his offensive coordinator.

The NFL's coach of the year in 1974 after directing the Houston Oilers to a 7-7 record, Gillman had been a parttime game scout for the Oakland Raiders for the past two seasons.

He brings the Bears the football experience of a lifetime and an 18-year record as a pro head coach of 122 wins, 99 losses and seven ties. His 18 teams won six championships.

A native Minnesotan and a graduate of Ohio State, Gillman was a highly successful collegiate coach at Miami of Ohio and Cincinnati compiling a 50-13-1 record in six seasons. He has been an assistant at OSU, West Point, Miami, and Denison.

Gillman shocked the pro football world for the first time in 1955 at Los Angeles by taking his first Ram team to the NFL's title game.

He left the Rams in 1960 to join the then new AFL's Chargers leading them to five firsts in 11 seasons. Gillman was appointed general manager of the Houston Oilers in '73 and took over the team's coaching duties midway through that season.

He retired after the '74 season with the title Executive Vice-President, General Manager, and Coach of the Year.

Gillman and his wife Esther reside in Lake Forest.



GILLMAN

JOHN HILTON

RECEIVERS, SPECIAL TEAMS

Most often, rookies make NFL teams because of their abilities to play their positions plus contribute heavily to a club's special teams. John Hilton, a 10-year veteran tight end as a player, broke into coaching via the same route . . . as special teams coach.

Hilton joined Jack Pardee's first Bear staff in March, 1975, after finishing his playing days as a tight end with the 1974 Florida Blazers.

Hilton spent five of his nine National Football League seasons with the Pittsburgh Steelers and had his best statistical season with the Three Rivers Gang in '66 when he caught 46 passes for 602 yards and four touchdowns.

He was drafted as a future by Detroit in 1964 and signed with the Steelers in '65 following a record setting collegiate career at the University of Richmond.

A native of Albany, N.Y., (born March 12, 1942), Hilton had tours with Green Bay (1970) and Minnesota (1971) before closing his NFL days with Detroit (1972-73). Thus, his Central Division swing was completed when he joined the Bear coaching staff.

Hilton, who led the Southern Conference in receiving three times, played in 18 WFL games in 1974 catching seven passes for 83 yards.

Hilton and his wife Penny have two children and reside in Mundelein.



HILTON

FRED O'CONNOR

OFFENSIVE BACKFIELD

The personification of Jack Pardee's teaching philosophy for his coaching staff could be his offensive backfield coach Fred O'Connor.

Entering his 12th year in coaching and fourth with Pardee, O'Connor spent eight of those years tutoring the collegiate game.

A former quarterback and running back at East Stroudsburg State College from 1958-62, O'Connor was graduated from the Pennsylvania school in 1962.

All 12 of O'Connor's coaching years have been spent teaching offensive football.

He began that career as offensive coordinator at C.W. Post College in New York in 1966. In 1970, he moved to Villanova in the same capacity.

Stints at Maryland (1971) and Southern Mississippi (1972) intervened before O'Connor returned to Villanova as assistant head coach and offensive coordinator in 1973.

He began his professional coaching career with Pardee at Florida in 1974.

Born September 1, 1939 in Brooklyn, O'Connor and his wife Margaret have two children and reside in Arlington Heights.



O'CONNOR



BOWSER

BOB BOWSER

SPECIAL ASSISTANT

There aren't many young men in professional football who have seen the sport from the front office and coaching staff levels. Bob Bowser, Jack Pardee's special assistant, is one of those few. Starting his sixth year in the sport this fall, Bowser began his pro career as a public relations assistant with the Washington Redskins in 1972.

When Pardee resigned as the Redskins' linebacker coach in '74 to take charge of the WFL's Florida Blazers, Bowser went with him as public relations director.

Bowser, 32, was one of six former Blazer staffers to migrate north with the head coach in January, 1975. He has been special assistant since then.

Born June 26, 1944, at Toledo, Ohio, and a 1968 Oregon graduate, Bowser was sports information director at California State College, Fullerton, from 1970 to '72.

With Pardee coaching the Chicago linebackers in addition to his overall responsibilities, Bowser handles much of the head coach's paper work and administrative details. He and his wife Linda reside in Palatine.



CAITO

FRED CAITO

TRAINER

If your image of a professional football trainer stops at bandage dispenser, aspirin supplier, ankle taper, or masseur, the Bears' Fred Caito is an iconoclast.

Yes, the Bears' head trainer of the past five seasons does those things. But you get a more accurate picture of Caito (pron: Kay-tow) from his related activities:

He is a faculty member at the Illinois College of Podiatric Sports Medicine Center, a staffer at Illinois Masonic Medical Center's Center for Sportsmedicine, and a consultant to the Chicago Police Department's physical conditioning, training and rehabilitation program.

Caito actually started with the Club in 1967 — George Halas' last season as the team's head coach.

He was a student trainer at St. Joseph's College in Rensselaer, Ind., when the late Ed Rozy hired him to complement his training staff during the camps of '67 and '68.

After Caito was graduated from St. Joseph's with a degree in physical education, he joined the Club as Rozy's full time assistant.

Caito earned a master's degree in physical education from Northwestern in '72 and the following season succeeded Bernie Lareau as the team's head trainer.

Born July 7, 1947 at Tiffin, O., Caito now resides in Chicago with his wife Joyce.



EMRICH

CLYDE EMRICH

PHYSICAL COORDINATOR

Fourteen-times Central AAU weightlifting champion, five-times U.S. champion, U.S. Olympic squad member, world record setter. Pan American champion, member weightlifting Hall of Fame.

These are the credentials Clyde Emrich brought to the Chicago Bears when he joined the Club on a full-time basis in 1974 as physical coordinator, or strength coach.

Emrich, born April 6, 1931 in Chicago, has 30 years of activity in strength and conditioning. Self-taught, Emrich gave clinics in high schools and YMCAs throughout his competitive career.

He has implemented the isometric training and weight programs of the Bears on a part time basis since 1963.

The Amundsen high school product was the Central AAU champion 14 times, light-heavy and middle-heavy U.S. weightlifting champion five times, took eighth place while injured as a middle-heavy in the 1954 World Championship in Vienna and placed second as a middle-heavy in the 1955 World Championship in Munich.

In 1957, Emrich broke two world records. He was the first man under 200 pounds to lift 400 pounds and 409 pounds clean and jerk. In 1959, he set four records as the Pan-American middle-heavy weightlifting champion. As a result of these achievements, he was elected to the weightlifting Hall of Fame in 1968.

His duties with the Bears involve setting up programs for physical conditioning, training and rehabilitation.

Emrich and his wife June have two children, and live in Chicago.

PLAYER BIOGRAPHIES





ADAMLE



ANTOINE



AVELLINI

MIKE ADAMLE RB 5-9 199 Northwestern 7th Season Joined Bears: 1975, T-Jets Born: 10/4/49, Euclid, O.

Professional: Bears poet laureate and outstanding special teams performer ... was involved in every 'teams' tackle as Bears beat Seattle 34-7 last year ... also valuable as runner, blocker ... instrumental in Bears first two '76 wins with key fumble recovery vs Detroit, blocked punt-safety vs 49ers. ... Came to Bears Sept. 9 '75 from Jets with rights to DT Ron Rydalch and draft pick for RB Carl Garrett ... started pro career as 5th round Kansas City draft pick in '71 ... traded to Jets Feb. 16 '73 for DE Jerry Philbin ... had top season with Bears last year ... best one game show was 17-carry, 110-yard day against Steelers for Chicago in '75 that represents only pro 100-yard day ... has never thrown incomplete pass as collegian or pro ... captained Jets special teams in 1973 and '74 ... has started seven (1975) games for Bears.

Collegiate: Northwestern's all-time rushing leader with 2,015 yards ... set Big Ten record with 1,053 yards in seven 1970 games ... co captained Wildcats ... set 11 'Cat and six conference records 1968-70 ... had 48 carries (192) vs Minnesota in '70, 316 yards (40) vs Wisconsin in '69 ... played in College All-Star game (Colts 24-17).

Personal: Given name Michael David Adamle ... works as advertising executive during off-season ... popular speaker on banquet circuit ... Bear spokesman in drive that netted \$110,000 for Children's Memorial Hospital here ... hopes to enter electronic communications industry ... resides in Highwood ... all-round sports star at Kent (Ohio) Roosevelt High ... son of former Cleveland linebacker (Dr.) Tony Adamle ... BA degree Kent State University.

Adamle's Pro Stats

Rushing	Gms.	Att.	Yds.	Avg.	TD	Receiving	Yds.	Avg.	TD
1976 Bears	14	33	93	2.8	0	4	28	7.0	1
1975 Bears	14	94	353	3.8	1	15	111	7.4	0
1974 Jets	12	28	93	3.3	2	9	84	9.3	0
1973 Jets	14	67	264	3.9	0	9	63	7.0	0
1972 Chiefs	14	73	303	4.2	1	15	76	5.1	0
1971 Chiefs	8	13	43	3.3	0	1	6	6.0	1
Career	76	308	1149	3.7	4	53	368	6.9	2

Kickoff Returns	Att.	Yds.	Avg.	TD	Passing	Comp.	Yds.	TD
1976 Bears	11	179	16.3	0	0	0	0	0
1975 Bears	1	27	27.0	0	2	2	57	0
1974 Jets	2	17	8.5	0	0	0	0	0
1973 Jets	5	79	15.8	0	0	0	0	0
1972 Chiefs	8	185	23.1	0	0	0	0	0
1971 Chiefs	7	149	21.3	0	0	0	0	0
Career	34	636	18.7	0	2	2	57	0

9/19/76: Blocked punt through endzone for safety. 1976: 19 special teams tackles, 10 solo; 2 fumble recoveries; 2 blocked kicks
 Long Catch: vs Lions at Pontiac 10/12/75, 25 yards from Gary Huff. Best Day: vs Steelers at Pittsburgh 10/19/75, 17 for 110.
 Long Pass: vs Dolphins at Chicago 11/2/75, 44 yards to Bo Rather. Long Run: vs Eagles at Philadelphia 12/9/73, 36 yards.
 Long Kickoff Return: vs Broncos at Denver 10/1/72, 37 yards.

LIONEL ANTOINE T 6-6 263 Southern Illinois 6th Season
Joined Bears: 1972, D-1a **Born: 8/31/50, Biloxi, Miss.**

Professional: Has been Bears regular left tackle for past three seasons . . . got nine votes to UPI's all-NFL team last year for first time . . . graded Bears' most consistent lineman last two seasons . . . still developing potential . . . third player selected in '72 draft behind DEs Walt Patulski and Sherman White . . . Bears got pick trading C Bob Hyland and DB Bennie McRae to Giants . . . suffered left knee injury (and subsequent surgery) in first pre-season game with Bears at Houston . . . got into last two '72 games as defensive end . . . became regular in game 13 of '73 . . . played in 38 consecutive League games before left knee forced him to miss last year's Oakland game.

Collegiate: Played defensive end, tackle and tight end at SIU . . . caught 53 passes for 730 yards there . . . his 21 for 365 led Salukis as a junior . . . named to '71 AP Little All-America team . . . in Senior Bowl played OT, DT, and DE . . . also played in East-West and '72 College All-Star (Cowboys 20-7) games.

Personal: Given name Lionel Sylvester Antoine (pron: AN-twan) . . . nickname Twine . . . married (Betty) . . . five children . . . hobbies include hunting and fishing in native Mississippi . . . attended Biloxi (Miss.) Nichols High where he played football, basketball and baseball . . . at age 13, barred from Little League football because of 6-1, 150 pound size . . . has donated time to National Hemophilia Foundation and March of Dimes . . . BA in physical education.

Antoine's Pro Stats

Total Games 59 all Chicago; 1972 (5), 1973 (13), 1974 (14), 1975 (14), 1976 (13).

BOB AVELLINI QB 6-2 200 Maryland 3rd Season
Joined Bears: 1975, D-6a **Born: 8/28/53, Queens, N.Y.**

Professional: Bears have won nine of his 18 consecutive starts . . . bothered by injuries to left knee, and right shoulder, elbow and wrist last year . . . has thrown for over 200 yards four times . . . became Bear quarterback with 5:34 to go in third quarter against Rams (1975, game 10) . . . directed Bears to 101 of their 191 1975 points and 232 of 253 last season . . . righthanded, dropback passer . . . has lost 15 pounds during off-season to aid mobility . . . Pardee praises arm, courage, leadership abilities . . . comment on draft spot "I intend to play like a first round pick" . . . four QBs taken ahead of him — Steve Bartkowski, Gary Shiede, Steve Grogan, David Humm.

Collegiate: Led Terps to 8-3 record, first undisputed Atlantic Coast Conference championship as senior . . . two Bowls (Liberty, Peach) in his three seasons . . . injuries (hip, knee) hampered junior season . . . career stats 231 of 394 (58.5%), 3,232 yards, 15 TDs . . . set numerous ACC and Maryland records . . . passed for 314 yards in first college start as sophomore (Duke, 21 of 31) . . . impressed Bears in Senior Bowl . . . college baseball.

Personal: Given name Robert Hayden Avellini . . . resides in Highwood, Ill. . . worked in sales for a paper company during the off-season and for youth-help project of National Alliance of Businessmen . . . member of Bears' basketball team . . . honor roll student at Maryland in business administration . . . captained football, basketball, baseball teams at New Hyde Park Memorial High . . .

Avellini's Pro Stats

Passing	G	Att.	Com.	Pct.	Yds.	Int.	TDs	Rush	Yds.	Avg.	TD	Rating
1976 Bears	14	271	118	43.5	1580	15	8	18	58	3.2	1	49.7
1975 Bears	8	126	67	53.2	942	11	6	4	-3	-0.8	1	57.3
Career	22	397	185	46.6	2522	26	14	22	55	2.5	2	52.0

Long Pass: vs Seahawks at Seattle 12/5/76, 63 to James Scott.
 Top Percentage: vs Saints at New Orleans 12/21/75, 65.2 (15-23-253).
 Most Completions: vs Cardinals at Chicago 12/14/75, 19 (19-35-255).
 Most Attempts: vs Cardinals at Chicago 12/14/75, 35 (19-35-255).
 Most Yards: vs Cardinals at Chicago 12/14/75, 255 (19-35-255).
 Most TD Passes: vs Saints at New Orleans 12/21/75, 3 (15-23-253).
 vs Seahawks at Seattle 12/5/76, 3 (12-24-209).

**BASCHNAGEL****BERRY****BRUER****BRUPBACHER**

BRIAN BASCHNAGEL WR-KR 6-0 193 Ohio State 2nd Sea.
Joined Bears: 1976, D-3 Born: 1/8/54, Kingston, N.Y.

Professional: Led NFL in kickoff return yards with 754 as rookie last season . . . voted Bears' Piccolo Award by veterans during off season . . . captained Club's special teams last season . . . made three spectacular diving catches from WR spot . . . started last 12 games . . . named to second unit of PFWA's all-Rookie team . . . began Bear career as cornerback after college all-star game . . . burned for 49-yard gain in first CB play in pre-season . . . Bears second pick in '76 draft.

Collegiate: Two-time academic all-America as wing back at Ohio State . . . played in four Rose Bowls . . . made 670 yards rushing there, 794 receiving, 406 returning kickoffs and 167 returning punts . . . had 7.8 yard career rushing average . . . from Woody Hayes: "I've never coached a more willing athlete" . . . played in last College all-Star game (Pittsburgh 24-0), Hula Bowl, Japan Bowl.

Personal: Given name Brian Dale Baschnagel (pron: bash-nay-gull) . . . was Rhodes candidate . . . NCAA & Football Foundation Hall of Fame Scholar-Athlete . . . working on post-graduate degree at OSU during off-season . . . received OSU Sullivan Pacesetter Award . . . worked for Pittsburgh Pirate PR department in summer 1973 . . . attended 19 different schools between first and 12th grades . . . graduated from Pittsburgh North Allegheny High where as prep all-America gained 450 yards in one game . . . has BA in finance.

Baschnagel's Pro Stats

Receiving	Gms.	No.	Yds.	TD	Punt Ret.	Yds.	TD	K'off Ret.	Yds.	TD
1976 Bears	14	13	226	0	2	2	0	29	754	0

1976: 1 rush for —12 yards; 15 special team tackles, 6 solo.

Best Day: vs Raiders at Chicago 11/7/76, 3 for 56.

Long Catch: vs Broncos at Chicago 12/12/76, 58 from Bob Avellini.

Long Punt Return: vs Raiders at Chicago 11/7/76, 3.

Long Kickoff Return: vs Raiders at Chicago 10/3/76, 48.

ROYCE BERRY DE 6-3 244 Houston 9th Season
Joined Bears: 1976, T-Bengals Bn.: 4/19/46, Odessa, Tex.

Professional: Started first two games at right end last season for injured Roger Stillwell . . . thigh injury forced him to miss Atlanta loss, shoulder injury Oakland loss . . . started games at both ends in preseason . . . came to the Bears for an undisclosed draft pick in May, 1976 . . . seventh round draft choice of Bengals in 1969 . . . had been starter from rookie season until injuries hampered '74 efforts . . . Bengals defensive captain for six seasons . . . the NFL record for most touchdowns on opponent fumble recoveries with two in 1970 . . . missed 1975 season because of a broken right wrist.

Collegiate: Led University of Houston to outstanding seasons in '66 (8-2) and '68 (6-2-2) . . . elected captain for '67 season but didn't play because of knee surgery . . . second team All-America pick after senior season.

Personal: Given name Royce E. Berry . . . married (Cissy), four children . . . resides in Houston during off-season . . . went to Odessa Permian High School.

Berry's Pro Stats

Total Games 94 all Cincinnati except Bears 1976: 1969 (13), 1970 (14), 1971 (14), 1972 (14), 1973 (14), 1974 (13), 1975 (0), 1976 (12). Recovered one fumble in 1969 and one in 1971; recovered four fumbles for 66 yards and two touchdowns 1970; recovered two fumbles 1973.

Totals: 8 recoveries, 66 yards, two TDs.

1976: 7 total tackles, 3 solo; 1/2 sack for 1 yard.

BOB BRUER TE 6-5 232 Mankato State 1st Season **Joined Bears: 1976, FA Born: 5/22/53, Madison, Wisc.**

Professional: Signed with Bears as free agent Dec. 8 and dressed but did not play in season finals vs Denver . . . originally drafted by Houston in ninth round of '75 draft . . . waived by Oilers in '75 preseason . . . signed by Cowboys as free agent in '76 but failed to make last cut.

Collegiate: Caught 109 career passes for 1,611 yards and 12 TDs playing for former Wisconsin coach Jim Coatta at Mankato (Minn.) State . . . was wide receiver for first two seasons, TE for last two . . . caught 39 passes for 512 yards as soph. . . all-conference pick.

Personal: Given name Robert Anthony Bruer . . . prepped at Montello (Wisc.) High playing football, baseball, basketball . . . recruited as college basketball talent . . . participated in Ford PP&K program . . . has played piano for 12 years . . . working on masters degree in off-season . . . has BS in business administration.

ROSS BRUPBACHER LB 6-3 212 Texas A&M 5th Season **Joined Bears: 1976, FA Born: 4/7/48, Lafayette, La.**

Professional: Candidate for last season's comeback of the year after intercepting seven passes to lead NFL linebackers despite three-year NFL layoff . . . tied Club record with three interceptions vs Broncos . . . also had three takeaways game 11 vs Detroit with one theft, two fumble recoveries . . . had left knee surgery day after season ended . . . took over starting left linebacker spot for Doug Buffone in first quarter game two at SF . . . had eight solos, 1 Tarkenton theft in win over Vikes . . . resigned with Bears Aug. 12 — three years after retiring to attend LSU law school . . . was Chicago's right linebacker in '71 & '72 (other starters Buffone & Butkus) . . . joined Bears as 4th round pick in 1970 . . . played in 42 consecutive games before retirement . . . played with WFL champion Birmingham Americans in '74.

Collegiate: Started A&M career as sophomore running back . . . played linebacker as junior . . . tight end as senior . . . recruited to AggieLand by then college coach Jack Pardee . . . college stats show 8 intercepts for 265 yards; 24 receptions for 418; 6 TDs; 35 rushes for 104 . . . played for 1970 Cotton Bowl winners.

Personal: Given name Ross Alan Brupbacher (pron: brew-bocker) . . . married (Barbara), two children . . . all-around sports star at Lafayette (La.) High . . . hobbies include calf-roping . . . took Louisiana Bar Examination in February . . . has BA in Business Management from Texas A&M . . . received law degree from LSU in August, 1976.

Brupbacher's Pro Stats

Interceptions	No.	Yds.	TD	Tkl./Solo	Fumbles		Pass Def.	Force Fum.	Tkl./Loss		Sacks -Yds.	Gms.
					Rec./Yds.							
1976 Bears	7	49	0	65/45	3/0	10	1	6/8	1.5/18.5	14		
1972 Bears*	1	11	0	66/45	1/0	4	0	7/27	3/20	14		
1971 Bears	2	34	0	111/61	3/49	5	3	4/19	0/0	14		
1970 Bears	2	17	0	4/3	0/0	0	0	0/0	0/0	14		
NFL Career	12	111	0	246/154	7/49	19	4	17/54	4.5/38.5	56		

Long Interception Return: vs Steelers in Chicago 9/29/71, 34 (1-34).

Most Solos: vs Vikings in Chicago 10/31/76, 8.

Most Total Tackles: vs Vikings in Chicago 10/31/76, 9.

Most Fumbles Recovered/Yards: vs Pittsburgh at Chicago 9/19/71, 2/49, 1 TD.

Most Interceptions: vs Broncos in Chicago 12/12/76, 3 for 3.

Most Passes Defended: vs Seahawks in Seattle 12/5/76, 4.

*Recovered blocked punt in endzone for touchdown 12/17/72 against Raiders at Oakland.

**BRYANT****BUFFONE****BURKS****CARTER**

WAYMOND BRYANT LB 6-3 239 Tenn. St. 4th Sea.
Joined Bears: 1974, D-1a Born: 7/28/52, Dallas, Tex.

Professional: Earned honorable mention to UPI's all-NFC team last year for the first time... has now played 18 games as Chicago's right linebacker after starting career in middle... could bid for all-Pro honors this season... got game ball from Bears' 10-3 Detroit conquest last season... has only missed one game in three seasons... had two interceptions last season off Seattle's Jim Zorn... 1974 NFC defensive rookie of the year... fourth player selected in '74 draft... quick.

Collegiate: Played in Senior Bowl, East-West game following sensational career at Tennessee State... four-time letterman... had 76-yard interception return for 6 vs Grambling... Sporting News all-America... 188 tackles in last three seasons at State... began career as down lineman... selected for '74 College All-Star game.

Personal: Given name Waymond Bryant... married (Mary)... resides in Dallas during off-season... attended Dallas Roosevelt High participating in football, track... superstitious about wearing knit cap under helmet... has BA in recreation.

Bryant's Pro Stats

Interceptions	No.	Yds.	TD	Tkl./Solo	Fum.	Pass	Force	Tkls./	Sacks	Gms.
					Rec.	Def.	Fum.	Loss	-Yds.	
1976 Bears	2	6	0	115/80	2	7	2	11/47	3/15	14
1975 Bears	0	0	0	112/74	3	5	0	1/4	0/0	13
1974 Bears	2	11	0	110/69	2	—	—	—	3/17	14
Career	4	17	0	337/223	7	12	2	12/51	6/32	41

Long Interception Return: vs Vikings at Bloomington 9/29/74, 11 off Fran Tarkenton.

Most Solos: 10 twice.

Most Total Tackles: vs Colts at Chicago 9/21/75, 16.

Most Sacks: vs Chargers at San Diego 12/8/74, 1 for 7.

Most Interceptions: vs Seahawks at Seattle 12/5/76, 2 for 6.

DOUG BUFFONE LB 6-2 229 Louisville 11th Season
Joined Bears: 1966, D-4 Born: 6/27/44, Yatesboro, Pa.

Professional: Holds Club record for consecutive games played with 142... had string snapped at that number last season in game two at SF... underwent surgery for repair of left Achilles' tendon September 20 and placed on injured reserve... suffered March setback in rehab with further surgery on left heel to remove bone spurs... starts 12th training camp in July... only remaining Bear who played under George Halas... defensive captain... became regular in '67... began calling the Bear defensive formations in 1975... only career TD was one-yard fumble return against Lions in '67... also drafted by AFL Chargers in eighth round... led Bears with five fumbles caused in '75... led Bears in tackles in '74... voted Bears "citizen-athlete" in Dodge-NFL program winning \$1,000 scholarship for Chicago youth after '75 season.

Collegiate: Outstanding lineman for Rebels in 1965 South victory over North in Senior Bowl... all-Missouri Valley pick... second team AP all-America... 134 unassisted tackles in 1964... two-time Louisville captain... played in '66 College All-Star game (Green Bay 38-0)... outfielder on Card baseball team.

Personal: Given name Douglas John Buffone (pron: buff own) . . . married (Linda), three children . . . resides in Deerfield . . . entered publishing field with Chicago Bear Report last year . . . off-season occupation restaurateur (Hotspurs, BBC — Bombay Bicycle Club, recently purchased Mr. Kelleys, opening Las Vegas disco with Paul Anka) . . . hobbies include collecting hunting rifles . . . attended Shannock Valley (Pa.) High participating in football, basketball, baseball . . . runs summer youth football camp . . . father, grandfather coal miners . . . activities include Boy Scouts, United Way and numerous other charitable causes . . . has BS degree from Louisville.

Buffone's Pro Stats

Interceptions	No.	Yds.	TD	Tkls./Solo	Fumble Rec./Yds.	Pass Def.	Force Fum.	Tkls./Loss	Sacks Yds.	Gms.
1976 Bears	0	0	0	5/3	0/0	1	1	0/0	0/0	2
1975 Bears	1	12	0	99/65	1/0	7	5	7/33	0/0	14
1974 Bears	1	0	0	132/98	2/0	3	—	1/1	0/0	14
1973 Bears	3	22	0	102/83	1/1	6	—	—	1/11	14
1972 Bears	1	0	0	158/96	0/0	—	—	2/6	2/7	14
1971 Bears†	2	27	0	143/76	1/0	7	—	2/11	1/-	14
1970 Bears	4	33	0	140/50	0/0	1	—	3/9	—	14
1969 Bears	2	12	0	93/68	1/0	1	—	1/4	3/-	14
1968 Bears	1	21	0	126/92	1/0	—	1	4/9	9/-	14
1967 Bears*	3	39	0	112/70	1/1	—	1	2/4	18/-	14
1966 Bears	0	0	0	—	2/0	—	1	—	—	14
Career	18	166	0	1110/702	10/2	26	9	22/77	34/-	142

* Scored TD with one-yard fumble return vs Lions at Detroit 10/5/67.

† Rushed once for 19 yards against Saints at Chicago 10/10/71.

Long Interception Return: vs Colts at Chicago 10/8/67, 22 (1-22).

vs Cowboys at Chicago 9/16/73, 22 (1-22).

Most Solos: vs Saints at Chicago 10/6/74, 11.

Most Tackles: vs Saints at Chicago 10/6/74, 13.

Passes Deflected: vs Saints at New Orleans 10/7/73, 4.

RANDY BURKS WR 5-10 172 SE Okla. ST. 2nd Season Joined Bears: 1976, FA Born: 8/22/53, Idabel, Okla.

Professional: Signed with Chicago last Oct. 21 as free agent . . . was on roster for last eight games . . . only made one appearance but turned short Virg Carter pass into 55-yard TD vs Seattle . . . originally drafted by Cardinals in eighth round '76 . . . caught five passes for 80 yards in St. Louis' six preseason games . . . waived by Cards as rosters reduced to 43 players . . . extremely quick.

Collegiate: Transferred to SE Oklahoma State for his junior and senior seasons after two years at Oklahoma State . . . in last two collegiate seasons, caught 62 passes for 1,366 yards (22.0 average), and 13 TDs . . . returned 11 kickoffs for 36.9 average . . . was clocked in :09.4 for 100, :21.0 for 220 . . . had 90, 96-yard kickoff returns . . . Little all-America pick . . . held state record for 60-dash with :06.1 . . . earned four collegiate track letters.

Personal: Given name Randall James Burks . . . married (Gail) . . . resides during off-season in Idabel, Okla. . . participated in Ford PP&K program as youth . . . star athlete at Gray High in Idabel . . . has BA in education.

Burk's Pro Stats

	Receiving	Yds.	Avg.	TD	Gms.
1976 Bears	1	55	55.0	1	1

VIRG CARTER QB 6-1 189 Brigham Young 8th Season Joined Bears: 1975, FA Born: 11/9/45, Annabella, Utah

Professional: Starting third season as Chicago's relief quarterback . . . excluding holds for placements, has played in four games since rejoining Bears in October '75 . . . threw 55-yard TD pass to Randy Burks at Seattle last season . . . was Chargers' starting QB for '75 season opener (Steelers 37-0) but released when SD signed Bobby Douglass . . . spent first three years of pro career with Bears as sixth round '67 draft pick . . . taxied that season . . . led Bears to four consecutive wins in first four starts of '68 . . . in fifth start suffered fractured ankle vs Falcons . . . waived to Buffalo July 10, 1970 then traded to Cincinnati August 27 for future draft pick . . . took over as Bengal starter four games into '70 season and led them to first AFC division title . . . led

**CHAMBERS****CLEMONS**

NFL with 62.2 completion percentage in '71 after suffering left shoulder separation early in season . . . had best game (22 of 30 for 273 yards) against Eagles that year . . . backup for Ken Anderson in '72 . . . missed '73 season with left shoulder separation . . . signed with WFL Chicago Fire for '74 and was outstanding before injuries cut season short with eight games remaining . . . after breach of WFL contract in '75, inked Charger pact during '75 preseason.

Collegiate: Set five NCAA records and tied a sixth during his years at Brigham Young . . . established 24 B.Y.U. records including offensive plays 1,059, yards total offense 6,354; touchdowns responsible for 68; and tied the NCAA record for most touch-down passes, 50, set by Babe Parilli, Kentucky. . . . In 1966 against Texas Western, passed for 513 yards; and made 589 total offense . . . 2,545 yards total offense (2,182 passing, 363 rushing) led the nation in 1966. . . . Co-captain of North squads in two post-season victories, the Blue-Gray (14-9) at Montgomery, Ala., and the Senior Bowl (35-13) . . . also played baseball at B.Y.U.

Personal: Given name Virgil R. Carter . . . nickname Virg . . . married (Judy) one son . . . resides during off-season in Chicago . . . has seat on Chicago Board of Trade . . . has done electronic media work in Chicago . . . taught mathematics at Xavier University while Bengal property . . . all-sports star at Folsom (Calif.) High . . . awarded NCAA postgraduate scholarship with A average at BYU . . . has applied computer science to football tendencies and probabilities . . . has BS in physical and engineering sciences from BYU, MBA in mathematics from Northwestern.

Carter's Pro Stats

	G	Att.	Comp.	Pct.	Yds.	Int.	TDs	Rush	Yds.	Avg.	TDs
1976 Bears	8	5	3	60.0	77	0	1	1	0	0.0	0
1975 Chargers*	1	5	3	60.0	24	1	0	2	11	5.5	0
1974 Fire, WFL	12	358	194	54.5	2629	16	27	27	81	3.0	1
1973 Bengals Injured Reserve List											
1972 Bengals	10	82	47	57.3	579	4	3	12	57	4.8	2
1971 Bengals	10	222	138	62.2	1624	7	10	8	42	5.3	0†
1970 Bengals	13	278	143	51.4	1647	9	9	34	246	7.2	2
1969 Bears	9	71	36	50.7	343	5	2	4	19	4.8	0
1968 Bears	7	122	55	45.1	769	5	4	48	265	5.5	4
1967 Bears Taxi Squad											
Career	70	1143	620	54.2	7692	47	56	136	721	5.3	9
NFL	58	785	425	54.1	5063	31	29	109	640	5.9	8

* Active with Chicago Bears 10 games but did not play.

† Ran for extra point in 1971.

NFL Only

Long Pass: vs Eagles in Cincinnati 9/19/71, 90 to Speedy Thomas.

Top Percentage: vs Oilers in Cincinnati 11/21/71, 80.0 (12-15-142).

Most Completions: vs 49ers at San Francisco 12/6/69, 31 (31-49-301).

Most Attempts: vs 49ers at San Francisco 12/6/69, 49 (31-49-301).

Most Yards: vs 49ers at San Francisco 12/6/69, 301 (31-49-301).

Most Touchdowns: vs Eagles in Cincinnati 9/19/71, 3 (22-30-273).

WALLY CHAMBERS DT-DE 6-6 260 E. Kentucky 5th Season Joined Bears: 1973, D-1 Born: 5/15/51, Phenix City, Ala.

Professional: Voted Bulldog Award by offensive players at NFL's top defensive lineman . . . AP & NEA all-pro rushman with Jack Youngblood, Tommy Hart, Alan Page . . . could be awesome if overcomes injuries . . . bothered last season by back, ankle and knee hurts . . . played last six games with wrist cast . . . had consecutive string of starts snapped by wrist injury at 51 games

last November ... leading defensive vote getter in balloting for U.P.I. all-NFC team after '76 season with 35 of possible 42 votes ... U.P.I. defensive player of 1976 ... named to starting lineup for '76 Pro Bowl, his third appearance in the game ... got first Pro Bowl call after injury prevented Bob Lilly from playing ... started 11 games at right tackle, 2 at right end in '76 ... has played in 56 consecutive games ... pro honors include 1973 AP Rookie of the Year, all-Rookie team pick; 1974 AP, Sporting News all-NFC; 1975 consensus all-NFC, NEA all-Pro, AP NFC Defensive Player of the Year, NFLPA Defensive Player of the Year, runner-up NEA Halas Trophy ... claims he can play any position in the game with proper training and notice ... :04.8/04.7 speed ... eighth player selected in '73 draft ... still improving ... Bears' NFLPA representative.

Collegiate: Four-time letterwinner, MVP in '72 at Eastern Kentucky ... Sporting News all-America pick as DE ... AP Little-America pick as DE ... led EKU in tackles last three seasons totaling 223 solos ... defensive captain in '72 ... was post-season standout in North-South, Senior Bowl, College All-Star (Dolphins 14-3) games.

Personal: Given name Wallace Chambers ... nickname Mr. C. ... resides during off-season in Chicago ... hobbies include travel, drawing cartoons, CB radio ... comes from family of 10 brothers and sisters raised in Mt. Clemons, Mich. ... football star at Mt. Clemons High ... wears dime-size ring in pierced left ear (gift) ... has BA in physical education ... hoping to work for masters.

Chamber's Pro Stats

	Tkls./Solo	Fum./ Rec.	Pass/ Def.	Force/ Fum.	Tkls./ Loss	Sacks -Yds.	Gms.
1976 Bears	102/80	0	1	3	9/27	8/70	14
1975 Bears	108/80	0	4	1	11/39	14/105	14
1974 Bears	113/79	1	1	2	2/7	6/40	14
1973 Bears	132/101	2	1	7	6/21	9/75	14
Career	455/340	3	7	13	28/94	37/290	56

Most Solo Tackles: vs Vikings at Bloomington 10/5/75, 13.

Most Total Tackles: vs Vikings at Bloomington 10/5/75, 14.

Most Sacks: vs Vikings at Bloomington 10/5/75, 5 for 35.

CRAIG CLEMONS SS 5-11 195 Iowa 6th Season Joined Bears: 1972, D-1b Born: 6/1/59, Sidney, O.

Professional: Club's leader in consecutive games with 70 ... hasn't missed in five seasons ... always among the Bears' leading tacklers ... made 13 solos vs Cowboys last season ... improving as man-to-man defender vs pass ... led '75 Bears in deflections, fumble recoveries ... beginning fifth season as starting strong safety after two years on special teams ... 12th player selected and second (GB Willie Buchanon) defensive back taken in '72 draft.

Collegiate: Sporting News all-America cornerback after outstanding career as Hawkeye ... 182 solo stops, 16 TD saves, 9 intercepts, 21 broken up at Iowa ... two-time all-Big Ten pick ... also returned kicks ... played in Senior Bowl, College All-Star (Cowboys 20-7) games.

Personal: Given name Craig Lynn Clemons ... nickname Sugar Bear ... married (Resa), 2 children ... resides in Hoffman Estates ... has custom shirt making company in Chicago's Loop ... attended Piqua (Ohio) High starring as a running back and basketball guard ... active in Fellowship of Christian Athletes and numerous civic affairs ... will be featured in forthcoming book, **12th Man in the Huddle** ... charitable projects with VA hospitals and the Barney Ross-Gale Sayers youth center ... majored in physical education, minor in fashion design.

Clemons' Pro Stats

Interceptions	No.	Yds.	TD	Tkls./Solo	Fum./ Rec.	Pass Def.	Force Fum.	Tkls. Loss	Sacks -Yds.	Gms.
1976 Bears	1	28	0	130/94	1	6	2	2/3	0/0	14
1975 Bears	2	109	1	98/68	3	16	1	2/3	0/0	14
1974 Bears	4	84	0	120/88	1	5	0	2/3	0/0	14
1973 Bears	2	30	0	115/91	2	9	0	1/1	0/0	14
1972 Bears—a	0	0	0	22/16	1	1	0	0/0	0/0	14
Career	9	251	1	485/357	8	37	3	7/10	0/0	70

a—Returned 2 punts 15 yards, 2 kickoffs 53 yards.

Long Interception Return: vs Packers in Chicago 11/9/75, 76 off Don Milan.

Most Interceptions: 1, nine times.

Most Solo Tackles: vs Cowboys at Dallas 10/24/76, 13.

Most Pass Deflections: 3, five times.

Most Total Tackles: vs Cowboys at Dallas 10/24/76, 18.




ELLIS



FENCIK



HARPER



HARTENSTINE

ALLAN ELLIS CB 5-10 183 UCLA 5th Season
Joined Bears: 1973, D-5 Born: 8/19/51, Los Angeles, Calif.

Professional: Coming off top pro season . . . scored his first pro touchdown on first play of Denver game off Craig Penrose on 22-yard intercept return . . . had pair of thefts vs Washington, again against Green Bay . . . allowed only one TD pass last season to go with his six interceptions . . . has started 47 consecutive games at left corner for Bears . . . punishing hitter, solid defender . . . has not missed a game since joining Bears as fifth-round '73 draft pick . . . owns 11 of Club's last 55 interceptions.

Collegiate: Three-year starter for Bruins . . . had outstanding '72 season with three thefts, 81 tackles, eight pass deflections . . . All Pac 8 pick . . . UCLA defensive captain . . . got game ball after performance against Nebraska . . . long collegiate TD was 35-yard intercept return . . . played in North-South Senior Bowl games.

Personal: Given name Allan Delon Ellis . . . nickname Fast . . . married (Jacqueline) . . . resides during off-season in Chicago . . . attended Compton (Calif.) Centennial High participating in football, basketball, and track . . . active in civic affairs . . . hobbies include tennis, music (sax) . . . majored in sociology.

Ellis' Pro Stats

Interceptions	No.	Yds.	TD	Tkls./Solo	Fum. Rec.	Pass Def.	Force Fum.	Tkls. Loss	Sacks -Yds.	Gms.
1976 Bears	6	47	1	64/58	0	11	1	0/0	0/0	14
1975 Bears	2	4	0	51/36	0	15	0	1/2	0/0	14
1974 Bears	3	32	0	96/80	0	4	0	0/0	0/0	14
1973 Bears	1	12	0	52/43	0	2	0	0/0	0/0	14
Career	12	95	1	263/217	0	32	1	1/2	0/0	56

Long Interception Return: vs Broncos at Chicago 12/12/76, 22 off Craig Penrose.

Most Interceptions: vs Redskins at Chicago 10/3/76, 2 for 2.

Most Solo Tackles: vs 49ers at Chicago 11/17/74, 10.

Most Pass Deflections: vs Saints at New Orleans 12/21/75, 5.

GARY FENCIK S 6-1 188 Yale 2nd Season
Joined Bears: 1976, FA Born: 6/11/54, Chicago, Illinois

Professional: Played on special teams in all 13 games after signing with Bears as free agent Sept. 15 . . . had fumble recovery vs Washington . . . Miami's 10th round draft pick last year . . . was with Dolphins until last cut.

Collegiate: All-time leading receiver at Yale with 86 receptions for 1,435 yards, 7 TDs . . . all-Ivy wide receiver in '75 with 42 catches for 729 yards, 3 TDs . . . holds Yale game, season, career receiving records . . . had 97-yard kickoff return vs Princeton in '75 . . . caught 11 passes for 187 yards against Dan Jiggett's Harvard team of '74 . . . had TD in East-West Shrine game.

Personal: Given name John Gary Fencik (pron. fen-sick) . . . father is assistant principal of Barrington (Ill.) High . . . resides in that suburb . . . captained Barrington High football, basketball teams . . . spent spring '75 studying in London . . . participated in Ford's PP&K program . . . has BA in history from Yale.

Fencik's Pro Stats

13 games; 15 special teams tackles, 9 solo; 1 fumble recovery. Acquired 9/15; played in 13 of 13 games.

ROLAND HARPER RB 5-11¹/₂ 205 Louisiana Tech 3rd Season Joined Bears: 1975, D-17 Born: 2/28/53, Seguin, Texas

Professional: Shares offensive team lead in consecutive starts with Jeff Sevy at 24... named Bear offensive captain last year... punishing runner, blocker... team player... 29 1976 receptions led squad... two-year rushing total of 1,078 places him 24th on Club's all-time chart... won sixth (1975) Brian Piccolo Award going to Bear rookie best exemplifying the courage, loyalty, teamwork, dedication and sense of humor of the late free agent Chicago running back... first running back voted the award... 420th player (of 442) selected in '75 collegiate draft... Bears second leading rusher last two seasons... voted game ball in Bears' 25-21 victory over Detroit in '75 after knocking down three Lions on 27-yard TD run for winning six... missed only one game with injury ('75, Philadelphia).

Collegiate: Second leading rusher in Tech history behind Charles (Quick Six) McDaniel with 1,949 yards (371 carries)... MVP after '74 Tech season as blocking back... voted their most unselfish player in '73... Tech 44-4 in his career, NCAA College Division National Champs in '74... had 5.3 rushing average... played in Pioneer, Grantland Rice, Camellia Bowls.

Personal: Given name Roland Harper... nicknamed Bull... married (Alice, Tech majorette), had twins last May — Roland and Noland... retail auto sales during off-season at Shreveport, La... daily Bible reader... football captain, javelin thrower (197-2) at Captain Shreve High School... has gold crown with a star cutout on one front tooth (gift from sister)... hobbies karate, leather crafts... volunteered time to Midwest Association for Sickle Cell Anemia, Fellowship of Christian Athletes... has B.A. in recreation.

Harper's Pro Stats

Rushing	Att.	Yds.	Avg.	TD	Receiving	Yds.	Avg.	TD	Gms.
1976 Bears	147	625	4.3	2	29	291	10.0	1	14
1975 Bears	100	453	4.5	1	27	191	7.1	0	13
Career	247	1078	4.4	3	56	482	8.6	1	27
Kickoff Returns	No.	Yds.	Avg.	TD					
1976 Bears	6	119	19.8	0					
1975 Bears	4	67	16.8	0					
Career	10	186	18.6	0					

Best Day: vs Vikings at Minnesota 10/10/76, 16 for 93.
Long Run: vs Rams at Los Angeles 11/23/75, 32 yards.

Long Catch: vs Seahawks at Seattle 12/5/76, 39 yards from Bob Avellini.
Long Kickoff Return: vs Broncos at Chicago 12/12/76, 30 yards.

MIKE HARTENSTINE DE 6-3 250 Penn State 3rd Season Joined Bears: 1975, D-2 Born: 7/27/53, Allentown, Pa.

Professional: Has started all 28 games since joining Bears two years ago... may be the strongest DE in football... still improving... has scored in both pro seasons — '75 on safety against Minnesota, '76 on 12-yard run with lateral... made 10 solo tackles in '76 finale vs Denver... has added 30 pounds to collegiate playing weight... 1975 all-rookie pick of UPI, PFWA and Football Digest.

Collegiate: NCAA-ABC defensive player of 1974, consensus all-America defensive tackle at Penn State... two-year regular, three-time letterman... 212 tackles, 15 sacks as starter... Lions 32-4 in his three seasons... played middle guard in '75 College All-Star game (Pitt. 21-14)... also played in Sugar, Orange and Cotton Bowls.

Personal: Given name Michael Albert Hartenstine (pron: heart-istine)... resides during off-season in Bethlehem... all-State end-linebacker at Bethlehem Liberty High... also participated in basketball, track.

Hartenstine's Pro Stats

	Tkl./Solo	Fum.	Pass	Force	Tkls.	Sacks	Gms.
		Rec.	Def.	Fum.	Loss	-Yds.	
1976 Bears	86/56	3	5	1	6/15	3/32.5	14
1975 Bears	61/36	2	3	1	5/19	5/61	14
Career	147/92	5	8	2	11/34	8/93.5	28*†

* Scored safety with 22-yard sack of Vikings' Fran Tarkenton 10/27/75.

† Scored touchdown with 12-yard run of lateral from Brupbacker after interception 10/24/76.

Most Solo Tackles: vs Broncos at Chicago 12/12/76, 10.

Most Total Tackles: vs Broncos at Chicago 12/12/76, 12.

Most Sacks: vs Vikings at Chicago 10/27/75, 1 for 22.



HICKS **HRIVNAK** **JACKSON** **JIGGETTS** **KINGSRITER**

TOM HICKS **LB 6-4 235** **Illinois** **2nd Season**
Joined Bears: 1975, D-6b **Born: 12/18/52, Oak Park, Ill.**

Professional: Has talents to press for starting middle linebacker job this season . . . generally replaced starter Don Rives in long yardage situations last year as rookie . . . was outstanding on special teams . . . dislocated two fingers late in year . . . missed first pro season on physically unable to perform list due to collegiate shoulder injury . . . has also worked as outside backer in practice . . . Bears got extra 6th round pick in '75 from San Diego for RB Jim Harrison.

Collegiate: Three-time Illinois letterwinner . . . AP all-Big Ten choice . . . troubled by shoulder problems as soph., junior . . . had surgery '73 . . . totaled 274 tackles in three years, 116 as senior, MVP for defense . . . had two interceptions, three fumble recoveries in '74 . . . missed East-West, Hula Bowl games because of non-football related foot injury which required surgery.

Personal: Given name Thomas Logan Hicks . . . nickname Tom . . . makes Chicago his year-round home . . . all-state linebacker, all-conference cager at Villa Park (Ill.) Willowbrook High . . . member National Rifleman's Association . . . made nine letters in football (3), basketball (3), baseball (3) . . . majored in marketing.

Hicks' Pro Stats

Interceptions	No.	Yds.	Scrimmage Tkl./Solo	Spec. Teams Tkl./Solo	Fum. Rec.	Pass Def.	Force Fum.	Tkls. Loss	Sacks Yds.	Gms.
1976 Bears	0	0	17/10	16/9	0	0	0	0	0	14

GARY HRIVNAK **DE-DT 6-5 251** **Purdue** **4th Season**
Joined Bears: 1973, D-2b **Born: 3/3/51, Johnstown, Pa.**

Professional: Spent '76 season on Bears injured reserve list after suffering right Achilles' tendon injury . . . was starting right defensive end in preseason '76 when first injured . . . was a regular for four 1975 games at RDE . . . started first seven games of '74 season at end . . . can also play tackle . . . Pardee called him top defensive lineman in '76 camp . . . big play potential.

Collegiate: Three-year Boilermaker regular — first two at DE, third at tight end . . . all-Big Ten junior season . . . in East-West game caught one pass as TE, intercepted one as linebacker . . . had 26 sacks, broke up 16 passes in two defensive seasons . . . classmates included RB Otis Armstrong (Broncos), LB Gregg Bingham (Oilers), WR Darryl Stingley (Pats), DT Dave Butz (Redskins) and DE Steve Baumgartner (Saints) . . . played in '73 College All-Star game (Dolphins 14-3).

Personal: Given name Gary Andrew Hrivnak (pron: riv-nak) . . . married (Linda) . . . resides during off-season in Buffalo Grove . . . has real estate license . . . hobbies include swimming, hunting . . . attended Johnstown (Pa.) Central High participating in football, basketball, track . . . active in civic affairs, Fellowship of Christian Athletes . . . has BA in business.

Hrivnak's Pro Stats

	Tkls./Solo	Fum. Rec.	Pass Def.	Force Fum.	Tkls. Loss	Sacks Yds.	Gms.
1975 Bears	15/7	0	1	1	2/22	0/0	14
1974 Bears	41/23	0	0	1	1/3	1/3	14
1973 Bears	36/20	0	1	0	0/0	2/22	13
Career	92/50	0	2	2	3/25	3/25	41

Most Solos: vs Jets at Chicago 9/22/74, 3.
Most Total Tackles: vs Packers at Chicago 11/9/75, 4.

Most Sacks: vs Oilers at Chicago 10/28/73, 1 for 16.
1976: Bears did not play 9/12; injured reserve 9/15.

NOAH JACKSON G 6-2 273 Tampa 3rd Season
Joined Bears: 1975, T-Colts Born: 4/14/51, Jack. Bch., Fla.

Professional: Started first 16 games of NFL career when left arch sprain benched him for games 3 and 4 last season . . . recovered to start last nine . . . Selected to UPI, Football Digest all-Rookie team in '75 . . . started all 14 games at left guard . . . enthusiastic, alert performer . . . amazing quickness . . . played three seasons with Toronto in CFL . . . picked by Baltimore in seventh round '74 draft . . . Bears obtained rights from Colts for seventh round (Colts took Steve Joachim) '75 pick . . . great potential . . . :04.9 speed.

Collegiate: Gave up final two seasons of eligibility at Tampa to sign with Argonauts after '71 season with RB Leon McQuay . . . small college all-America pick . . . played offensive guard and tackle, defensive tackle.

Personal: Given name Noah Dale Jackson . . . nickname Chumly, Buddha . . . attended Jacksonville Beach Fletcher High . . . donated time to fight Sickle Cell Anemia . . . hobbies include travel, landscaping, golf . . . can dunk basketball . . . resides in Chicago during off-season working for National Alliance of Businessmen.

Jackson's Pro Stats

Total games 70: Toronto Argonauts CaFL 1972 (14), Toronto 1973 (14), Toronto 1974 (16), Bears 1975 (14), Bears 1976 (12). Caught one pass for 17 yards vs Colts at Chicago 9/21/75. Scored TD on six-yard fumble return 1973.

DAN JIGGETTS T 6-4 276 Harvard 2nd Season
Joined Bears: 1976, D-6 Born: 3/10/54, Brooklyn, N.Y.

Professional: Played in all 14 games last season as rookie . . . made first pro start in preseason game at Tampa Bay as wide receiver in Chicago's four-tackle offense . . . suffered left foot fracture in Feb. performing with Bears' basketball team . . . learning to snap long, also tackle and guard play . . . Bears' fifth pick in '76 draft.

Collegiate: Three-time all-Ivy League pick . . . all-East as senior . . . Harvard's 102nd, but first Black, football captain . . . leader of first Harvard team to win outright Ivy title in '75 . . . shared crown in '74 . . . was also all-Ivy in track and field . . . was among national leaders in 35-pound weight throw with 62 feet . . . competed against Oxford-Cambridge track team in England . . . also threw hammer (189-10), discus (150) and shot (52-6).

Personal: Given name Danny Marcellus Jiggetts (pron: jig-its) . . . learning banking business during off-season in Chicago . . . foster parents reside in Quogue, N.Y. . . attended Westhampton Beach (NY) High lettering and captaining the basketball, football and track teams . . . hobbies include photography, political theory, boating, Plato and Aristotle . . . can play sax . . . has BA in government.

Jiggetts' Pro Stats

Total games 14: Bears 1976 (14).

DOUG KINGSRITER TE 6-2½ 225 Minnesota 4th Season
Joined Bears: 1977, FA Born: 1/29/50, Little Falls, Minn.

Professional: Signed with Bears as free agent Feb. 8 . . . played two full seasons with Vikings before right knee injury vs Bears sidelined him in game three '75 . . . spent remainder of that season on injured reserve . . . attempted comeback with Vikes last season but was waived in September . . . was sixth round Minnesota 1973 draft pick . . . had two operations on right knee — Oct. '75, March '76.

Collegiate: Academic all-America at Minnesota in '71 and '72 . . . two-time all-Big Ten pick . . . named to A.P. all-America squad of '71 . . . three-time letterwinner . . . also played college baseball . . . played in North-South game.

Personal: Given name Douglas James Kingsriter . . . married (Debbie) . . . attended Richfield (Minn.) High . . . father is minister . . . resides during offseason in Bloomington, Minn. . . working in real estate . . . hopes to start law school this year . . . speaking member of Fellowship of Christian Athletes . . . won NCAA post-graduate scholarship . . . has BA speech communications and sociology.



KNOX



LATTA



LICK



LIVERS

Kingsriter's Pro Stats

	Games	Rec.	Yards	Avg.	Long	TD
1975 Vikings	3	0	0	0.0	0	0
1974 Vikings	14	5	89	17.8	21	0
1973 Vikings	11	3	27	13.5	14	0
Total	28	8	116	16.6	21	0

BILL KNOX CB 5-9 195
Joined Bears: 1974, FA

Professional: Has been backup at all four secondary spots . . . had several key special teams plays last season including fumble recovery that led to Detroit win and blocked field goal vs Oakland . . . had fumble recovery in 14-13 win over Vikes 10/31 — the day his son was born . . . got game ball that afternoon . . . 1975 special teams captain . . . got chance to make club during '74 player strike . . . received game ball after first NFL appearance with interception, four tackles, one assist, pass broken up against Detroit . . . yet to make League start . . . special teams star.

Collegiate: Started first five games of junior season when shoulder sprain ended season . . . led Purdue in TD saves with seven in '73, had 60 tackles, 10 passes deflected . . . received Old Oaken Bucket Award as Boilermaker MVP against Indiana.

Personal: Given name William Robert Knox . . . married (Donna), one son . . . resides in Gary, Indiana . . . off-season engineer for construction company . . . lists among hobbies fish . . . attended East Chicago Roosevelt High participating in football (full-back), wrestling, baseball . . . active in civic affairs . . . has BS in physical education.

Purdue 4th Season
Born: 6/19/51, Elby, Ala.

Knox' Pro Stats

Interceptions	No.	Yds.	TD	Tkls./Solo	Fum./Rec.	Pass Def.	Force Fum.	Blk. Kick	Tkls./Loss	Sacks -Yds.	Gms.
1976 Bears	0	0	0	*26/14	2	0	1	1	0/0	0/0	14
1975 Bears	0	0	0	18/15	1	0	0	0	0/0	0/0	14
1974 Bears	2	26	0	11/8	1	1	—	0	—	1/5	14
Career	2	26	0	29/23	4	1	1	1	0/0	1/5	42

*Special teams tackles

Punt Returns	No.	Yds.	Avg.	TD	Kickoff Returns	Yds.	Avg.	TD
1976 Bears	1	0	0.0	0	0	0	0.0	0
1975 Bears	1	0	0.0	0	5	67	13.4	0
1974 Bears	5	35	7.0	0	0	0	0.0	0
Career	7	35	5.0	0	5	67	13.4	0

Long Interception Return: vs Falcons at Atlanta 10/13/74, 21 off Bob Lee.

Long Punt Return: vs Falcons at Atlanta 10/13/74, 12.

Long Kickoff Return: vs Eagles at Chicago 9/28/75, 21.

Most Sacks: vs Saints at Chicago 10/6/74, 1 for 5.

Most Solo Tackles: vs Lions at Chicago 9/15/74.

GREG LATTA TE 6-3 235 Morgan State 3rd Season
Joined Bears: 1975, T-Colts Born: 10/13/52, Newark, N.J.

Professional: Started all 14 games last season overcoming groin injury and rib cartilage separation . . . made 12 of his 18 catches in first six weeks of season . . . has ability to go deep . . . started first four games of rookie season before losing job to Bob Parsons on blocking abilities . . . three TD catches against Saints in '75 season finale one short of Bear record . . . can also play wide receiver . . . runs :04.7 . . . selected by Colts (8th), WFL Florida Blazers (10th) in '74 drafts . . . signed with Pardee's Blazers after being projected as linebacker by Baltimore . . . rated best TE in WFL that year by Pardee . . . Bears obtained rights from Colts for 3rd and 7th draft picks . . . models play after his agent John Mackey.

Collegiate: Two-year regular at Morgan State . . . injury shortened sophomore season after making 10 grabs in first two college games . . . 1972 stats 13 catches, 2 TDs . . . '73 10 for 151, 0 TD . . . also played defense . . . career high 6 for 63 '71 against Grambling.

Personal: Given name Gregory E. Latta (pron: Lah-da) . . . resides in Newark during off-season . . . participated in Ford's PP&K program . . . all-New Jersey running back at Newark South Side High . . . member of track, captained football and basketball (twice) squads . . . has BA in business administration . . . studying for real estate license.

Latta's Pro Stats

	Receiving	Yds.	Avg.	TD	Gms.
1976 Bears	18	254	14.1	0	14
1975 Bears	16	202	12.6	3	14
Career	34	456	13.4	3	28
*1974 Florida Blazers	47	972	20.6	11	23

*Includes playoffs

NFL Highlights

Long Catch: vs Lions at Chicago 9/12/76, 58 from Bob Avellini.

Most Caught: vs Saints at New Orleans 12/21/75, 5.

Most Yards: vs Lions at Chicago 9/12/76, 87.

Most TD Catches: vs Saints at New Orleans 12/21/75, 3 from Bob Avellini.

DENNIS LICK T 6-3 275 Wisconsin 2nd Season
Joined Bears: 1976, D-1 Born: 4/26/54, Chicago, Illinois

Professional: Consensus all-rookie tackle (with GB's Mark Koncar) last season . . . started eight games at right tackle, one at left . . . devastating run blocker . . . first pro start was at Tampa Bay in preseason when he opened as a tight end in Bears' four-tackle offense . . . has all-pro potential . . . first offensive lineman and eighth player taken in '76 draft . . . Bears got that picking spot from Detroit for 1st and 3rd pick.

Collegiate: Two-time consensus all-America pick and four-year regular at Wisconsin . . . missed last three games of junior season with surgical left knee injury . . . played in Hula, East West and Japan Bowls.

Personal: Given name Dennis Lick . . . prepped at St. Rita High on Chicago's southwest side . . . Mustangs were City Prep Champs in 1970 and '71 . . . national prep lineman of the year in '71 . . . lives on lakefront now . . . packs body in Porsche . . . majored in sociology.

Lick's Pro Stats

Total games 14: Chicago 1976 (14).

VIRGIL LIVERS CB-KR 5-8 1/2 178 W. Ky. 3rd Season
Joined Bears: 1975, D-4 Born: 3/26/52, Bardstown, Ky.

Professional: Has started last 21 games at right cornerback . . . played in all 28 since joining club . . . had interceptions in last two games . . . went first eight games of '76 without allowing a TD pass . . . has yet to crack punt return for score . . . has never made a fair catch as a pro on 70 returns . . . stands 7th on Bear list for punt return specialists with 9.4 average . . . set Chicago records with 42 punt returns for 456 yards in '75 . . . had 10 combined returns against Rams for 182 yards as rookie . . . set College All-Star game record with 88-yard punt return for TD against Steelers in 21-14 Pitt win . . . 10.9 punt return average among NFL leaders in '75 . . . third player picked by Bears in '75 draft . . . runs :04.4.

**MEYERS****MUCKENSTURM****MUSSO**

Collegiate: From freshman walk-on to senior star at Western Kentucky . . . also track star with three letters (:09.4 100) . . . basketball cheerleader as freshman . . . returned 50 (that's right) punts for 545 yards, 3 TDs as senior . . . had 32.0 kickoff return mark . . . made nine career interceptions . . . all-Ohio Valley pick . . . OVC Defensive Player of the Year in '74 . . . played in College All-Star (Pitt 21-14), Coaches All-America games.

Personal: Given name Virgil Chester Livers, Jr. (pron: Lie-vers) . . . married (Linda) . . . nicknamed Mighty Mouse for size, weight lifting strength (bench 290, military 235) . . . resides in Bowling Green (Ky.) while teaching, working on post-graduate degree at WKU during offseason . . . Dean's List student . . . supports Sickle Cell Anemia fight . . . carries Bible on road . . . has six sisters, one brother . . . hobbies include piano . . . four sport star at Nelson County (Ky.) High but only one year of football . . . has BS degree in education-psychology.

Livers' Pro Stats

Interceptions	No.	Yds.	TD	Scrimmage Tkl./Solo	Fum. Rec.	Pass Def.	Force Fum.	Tkls. Loss	Sacks -Yds.	Gms.
1976 Bears	3	34	0	*49/45	0	20	2	0/0	0/0	14
1975 Bears	2	40	1	44/35	0	15	0	0/0	0/0	14
Career	5	74	1	*93/80	0	25	1	0/0	0/0	28

*does not include 4 special team tackles: 2 solo.

Punt Returns	Att.	Yds.	Avg.	TD	Kickoff Returns	Att.	Yds.	Avg.	TD
1976 Bears	28	205	7.3	0		1	14	14.0	0
1975 Bears	42	456	10.9	0		27	529	19.6	0
Career	70	661	9.4	0		28	543	19.4	0

Long Interception Return: vs Saints at New Orleans 12/21/75, 40 off Larry Cipa.

Long Punt Return: vs Cowboys at Dallas 10/24/75, 51.

Long Kickoff Return: vs Rams at Los Angeles 11/23/75, 40.

Most Solo Tackles: vs Saints at New Orleans 12/21/75, 8.

Most Pass Deflections: vs Lions at Chicago 12/7/75, 4.

JERRY MEYERS DT-DE 6-4 255 N. Illinois 2nd Season Joined Bears: 1976, D-15 Born: 2/21/54, Chicago, Illinois

Professional: In the can-you-top-this category, Meyers was placed on waivers and released twice (8/24 and 9/8) before joining Bears to stay Sept. 15 . . . played both tackle and end in remaining 13 regular season games . . . showed promise in rookie season . . . made eight solo tackles in loss at Detroit . . . was playing best football at season end . . . Chicago's 11th pick in '76 draft.

Collegiate: All-Mid America conference pick and NIU defensive captain as senior . . . voted NIU's outstanding lineman in '74 . . . redshirted '72 . . . made 139 solo tackles, 16 sacks in last two seasons.

Personal: Given name Jerry Edward Meyers . . . married (Diane), two sons . . . attended Lakeview High on City's north side . . . resides in DeKalb during off-season selling real estate . . . parents reside in Des Plaines . . . has BS in family services.

Meyers' Pro Stats

	Tkls./Solo	Fum. Rec.	Pass Def.	Force Fum.	Tkls. Loss	Sacks -Yds.	Gms.
1976 Bears	18/13	0	0	1	0/0	2.5/15	12†

†Acquired 9/15; played in 12 of 13 games.

Most Solo Tackles: vs Lions at Pontiac 11/21/76, 8.

Most Total Tackles: vs Lions at Pontiac 11/21/76, 8.

Most Sacks: vs Rams at Los Angeles 10/17/76, 1 for 14.

JERRY MUCKENSTURM LB 6-4 226 Ark. St. 2nd Season Joined Bears: 1976, D-7 Born: 10/13/53, Belleville, Ill.

Professional: Had special teams rookie season while learning outside linebacking position . . . suffered right knee injury vs Seattle undergoing surgery Dec. 9 . . . was on injured reserve for last week of season . . . considered a prospect by Pardee . . . sixth player taken by Bears in '76 draft . . . played at 215 pounds in college.

Collegiate: Three-year regular outside backer at ASU . . . Southland Conference player of the week three times . . . bounced back from left knee surgery before senior season to lead team in tackles with 131 . . . ASU 11-0 that year . . . conference defensive player of year . . . career stats: 338 tackles, 11 sacks, 7 interceptions, 1 TD.

Personal: Given name Jerry Ray Muckensturm (pron: muck-in-sturm) . . . nickname Muck (as in Mick & Muck) . . . brother Kevin is TE at ASU . . . resides in Belleville during off-season . . . prepped at Althoff Catholic High lettering in three sports and earning all-St. Louis metro honors as senior . . . has BS in physical education.

Muckensturm's Pro Stats

Interceptions	No.	Yds.	Spec. Teams Tkls./Solo	Fum. Rec.	Pass Def.	Force Fum.	Tkls. Loss	Sack -Yds.	Gms.
1976 Bears	0	0	12/5	0	0	0	0/0	0	13†

†Injured reserve 12/8

Most Solo Tackles: vs Falcons at Chicago 9/26/76, 3.

Most Total Tackles: three twice.

JOHNNY MUSSO RB 5-11 201 Alabama 3rd Season Joined Bears: 1975, D-3 1972 Born: 3/6/50, Birmingham, Ala.

Professional: Notched winning TDs last year against Detroit and Minnesota in Soldier Field . . . has yet to make regular season NFL start . . . opened at running back in three preseason games last season . . . in addition to value as runner, is good special teamer . . . had blocked punt safety at LA . . . joined Bears Nov. 26, '75, appearing in two of Club's last four '75 games . . . combined total chances for play in three pro leagues show only three fumbles in 630 plays . . . third player selected by Bears in '72 draft behind T Lionel Antoine, S Craig Clemons . . . elected to sign with CFL British Columbia Lions . . . suffered cartilage damage, surgery July '74 . . . sold by BC Lions to WFL Birmingham Vulcans in '75.

Collegiate: Fourth in 1971 Heisman voting . . . Football News Player of the Year . . . shared SEC Player honors with Auburn QB Pat Sullivan . . . two-time all-America pick . . . three-year regular . . . NCAA postgraduate scholarship winner . . . set eight SEC, 14 Alabama records . . . rushed for 2,741 yards (4.8 average), scored 38 TDs, passed for two more . . . 232 points . . . caught 61 passes for 495 yards . . . all-Academic honors twice . . . called by Paul "Bear" Bryant "the greatest back I've coached" (Bryant also had Jack Pardee at Texas A&M).

Personal: Given name John (NMI) Musso, Jr. . . . nickname The Italian Stallion . . . married (Tanner), three children . . . resides during off-season in Birmingham . . . participated in football, track, basketball, baseball, wrestling at Birmingham Banks High . . . member Athletes in Action and Fellowship of Christian Athletes . . . has BA in finance.



NEAL



OSBORNE



PARKS



PARSONS

Musso's Pro Stats

	Rushing	Yds.	Avg.	TD	Receiving	Yds.	Avg.	TD	Gms.
1976 Bears**	57	200	3.5	4	4	26	6.5	0	14
1975 Bears	6	33	5.5	0	0	0	0.0	0	2
Career	63	253	3.7	4	4	26	6.5	0	16
1975 WFL B'ham	143	623	4.4	3	5	40	8.0	1	12
1974 CFL BC Lions	12	59	4.9	0	5	36	7.4	0	3
1973 CFL BC Lions*	220	1029	4.7	10	46	475	10.3	0	16
1972 CFL BC Lions†	88	405	4.6	1	39	556	14.3	2	15

*Threw one pass for 25 yards, returned one KO 17 yards.

**Returned two kickoffs, 18 yards.

†Returned one kickoff 0 yards.

1975 NFL rushing stats compiled vs Saints at New Orleans 12/21/75.

Long Run: vs Saints at New Orleans 12/21/75, 16.

Long Catch: vs Packers at Chicago 11/14/76, 9.

Long Kickoff Return: vs Riders at Chicago 11/7/76, 17.

DAN NEAL C 6-4 250

Joined Bears: 1975, FA

Kentucky 5th Season

Born: 8/30/49, Corbin, Ky.

Professional: Slated for backup duty at center and guard last season but started last 10 games at center when Dan Peiffer was placed on injured reserve . . . started last three games of '75 under same circumstances . . . signed with Bears in early Nov. that year and has played in all 20 games since . . . 11th round '73 Baltimore pick . . . snaps for punts . . . released by Colts on last '75 cut . . . impressive on running plays.

Collegiate: Two-year starter at Kentucky . . . offensive captain for Wildcats in '71 and '72 . . . played in '72 East-West game.

Personal: Given name Thomas Daniel Neal . . . nickname Danny . . . played six football positions at Louisville Atherton High . . . was prep all-America, MVP . . . also lettered in swimming, basketball, track . . . resides in Louisville during off-season . . . swam competitively for 10 years.

Neal's Pro Stats

Total games 39: Baltimore 1973 (5), Baltimore 1974 (14), Bears 1975 (6), Bears 1976 (14).

JIM OSBORNE DT 6-3 251

Joined Bears: 1972, D-7b

Southern 6th Season

Born: 9/7/49, Sylvania, Ga.

Professional: Became free agent this winter after enjoying finest pro season in '76 . . . finished sixth in NFL with career high 15 sacks . . . named captain of Bear defense last season . . . got game ball from SF win on three-sack merit . . . had minor left foot surgery in January . . . had yoyo Bear career prior to '76 . . . led '72, '73 Bears in sacks but notched only three in 1974 . . . lost starting left tackle spot to then rookie Roger Stillwell in '75 but won job for final three games . . . heads into '77 with 17 consecutive starts . . . won Piccolo Trophy as rookie in '72.

Collegiate: First Southern player selected for East-West Shrine game ... also played in Coaches all-America game ... two-way player for former Bear Harry Gunner ... four-time letterman ... NAIA all-America.

Personal: Given name James Henry Osborne ... nickname Jaws ... married (Emma), two children ... resides in Palos Hills, Ill. ... hobbies billiards, music ... off-season occupation tax accounting ... attended Ft. Lauderdale (Fla.) Dillard High ... active in community affairs ... has BA in accounting.

Osborne's Pro Stats

	Tkls./Solo	Fum. Rec.	Pass Def.	Force Fum.	Tkls. Loss	Sacks -Yds.	Gms.
1976 Bears	79/59	0	2	2	7/14	15/129	14
1975 Bears	47/34	0	0	3	2/5	7/62	12
1974 Bears	91/67	0	1	1	0/0	3/30	14
1973 Bears	70/52	1	0	2	0/0	10/85	14
1972 Bears	82/54	2	0	0	1/1	5/18	14
Career	369/266	3	3	8	10/20	40/324	68

Most Solo Tackles: 7, four times.

Most Total Tackles: vs Packers at Chicago 12/16/73, 10.

Most Sacks: vs Vikings at Chicago 9/23/73, 4 for 37.

BILLY PARKS WR 6-1 190 Long Beach State 6th Sea. Joined Bears: 1977, FA Born: 1/1/48, Santa Monica, Cal.

Professional: Signed with Bears as free agent in April after being inactive last season ... veteran of 60 NFL games ... last active with Houston in '75 ... originally drafted in sixth round of 1970 draft by Chargers but missed that season ... was leading NFL with 41 catches in '71 when sidelined with arm injury ... went to Dallas with RB Mike Montgomery 7/30/72 in deal for RB Duane Thomas ... traded to Oilers 5/9/73 with DE Tody Smith for first and third round draft picks ... fearless receiver with good hands.

Collegiate: Caught 68 passes as senior and 79 as junior at Long Beach State ... spent first two college seasons at Santa Monica CC.

Personal: Given name William James Parks ... married (Nikki) ... resides during off-season in Kapaau, Hawaii ... attended Culver City (Cal.) High ... majored in sociology.

Parks' Pro Stats

	Rushes	Ys.	Avg.	TD	Recp.	Ys.	Avg.	TD	Gs.
1975 Oilers	0	0	0.0	0	1	8	8.0	0	10
1974 Oilers	0	0	0.0	0	20	330	16.5	1	14
1973 Oilers	0	0	0.0	0	43	581	13.5	1	14
1972 Cowboys	0	0	0.0	0	18	298	16.6	1	12
1971 Chargers	5	77	15.4	0	41	609	14.9	4	10
Totals	5	77	15.4	0	123	1,826	14.8	7	60

BOB PARSONS P-TE 6-5 241 Penn State 6th Season Joined Bears: 1972, D-5 Born: 6/29/50, Bethlehem, Pa.

Professional: Got game ball from Bears' 10-3 opening day win over Detroit last fall ... had 62-yard punt that day and tossed 23-yard pass for 1st down ... is 7th leading punter in Bear history ... succeeded Bobby Joe Green as Bear punter for '74 season ... set Club records with 93 kicks in '75, 99 in '76 ... started last 10 games of '75 at tight end ... scored TD on six-yard vs Atlanta pass in his first NFL game ... drafted by Bears as quarterback ... improved blocker ... made only one start prior to '75 — vs Packers in '73 in Chicago.

Collegiate: Penn State quarterback until switch to tight end as senior ... led Lions that season with 30 catches for 489 yards, five TDs ... college punting average of 40 yards ... prior to Senior Bowl suffered dislocated shoulder, surgery after hit by teammate to be Craig Clemons.

Personal: Given name Robert Herber Parsons ... married (Nancy), two children ... built home in Pen Argyl, Pa. during off-season ... hobbies tennis, golf, basketball, bowling ... has taught during off-season ... attended Argyle (Pa.) Penn High participating in football, basketball, track, baseball and golf ... active in civic affairs ... has BS in physical education.



PAYTON



PEIFFER



PHIPPS

Parsons' Pro Stats

Pass Receiving	No.	Yds.	Avg.	TD	Punts	Yds.	Blk.	Avg.	Gms.
1976 Bears†	1	9	9.0	0	99	3726	1	37.6	14
1975 Bears	13	184	14.2	1	93	3625	0	39.0	14
1974 Bears	2	9	4.5	1	90	3408	1	37.8	14
1973 Bears	2	23	11.5	1	4	106	0	26.5	14
1972 Bears	1	6	6.0	1	—	—	—	—	13
Career	19	231	12.2	4	286	19,865	2	38.0	69

	Passing	Comp.	Yds.	TD	Rushing	Yds.	Avg.	TD
1976 Bears	2	2	48	0	1	2	2.0	0
1975 Bears	1	0	0	0	0	0	0.0	0
1974 Bears	1	0	0	0	0	0	0.0	0
1973 Bears*	0	0	0	0	2	2	1.0	0
1972 Bears	0	0	0	0	1	0	0.0	0
Career	4	2	48	0	4	4	1.0	0

*Also returned two kickoffs for 15 yards.

†Four special teams tackles: three solo; one fumble recovery.

Long Catch: vs Lions at Pontiac 10/12/75, 38 from Gary Huff.

Most Caught: vs Packers at Chicago 11/9/75, 4 (for 55).

Most Yards: vs Packers at Chicago 11/9/75, 55 (on 4).

Long Punt: vs Lions at Chicago 9/12/76, 62.

Most Punts: vs Broncos at Chicago 12/12/76, 11 (32.5).

WALTER PAYTON RB 5-10¹/₂ 204 Jackson State 3rd Season Joined Bears: 1975, D-1 Born: 7/25/54, Columbia, Miss.

Professional: Sporting News' 1976 NFC Player of the Year . . . all-Pro pick of AP and Pro Football Writers . . . was runner-up to Chuck Foreman for NFL's offensive MVP in UPI balloting . . . started first Pro Bowl game in January . . . started all 14 1976 games but missed parts of six with injuries . . . led NFC rushers with Club record 1,390 yards . . . got 39 of possible 42 votes to U.P.I. all-NFC squad . . . AP all-pro in backfield with O. J. Simpson . . . bothered by tender left knee in training camp, right ankle during season . . . won 1975 NFL kickoff return title with 31.7 average . . . owns or shares five Chicago Bear records . . . has nine 100-yard games . . . 9th leading rusher in Bear history after just two seasons . . . owns four game balls — '75 Eagles, Saints; '76 49ers, Packers . . . has 17 consecutive starts.

Collegiate: Football Roundup Player of 1974 after senior season at Jackson State . . . leading scorer in NCAA history with 464 points . . . led nation with 160 points in '73 . . . first running back, fourth player selected in '75 draft (behind Steve Bartkowski, Randy White, Ken Huff) . . . scored 66 TDs, rushed for 3,563 yards (6.1), kicked five field goals, 53 PATS, caught 27 passes for 474, had 39.0 punting average, 43.0 kickoff return average, hit 14 of 19 passes for 4 TDs . . . played in College All-Star (Pitt 21-14), East-West, Senior Bowl games.

Personal: Given name Walter Jerry Payton . . . nickname Sweetness . . . married Connie Norwood 7/76 . . . resides during off-season in Jackson, Miss., working for master's degree in communication at JSU . . . interested in youth projects . . . worked for March of Dimes last offseason . . . finalist at US soul train dance contest in LA as collegian . . . attended Columbia High but didn't play football until 11th grade . . . parents Peter and Alyne reside in Columbia . . . brother Edward played at JSU . . . uncle is Charger's Rickie Young . . . has CB radio . . . received BA in special education at Jackson State in 3¹/₂ years.

Payton's Pro Stats

Rushing	Att.	Yards	Avg.	TD	Receiving	Yards	Avg.	TD	Gms.
1976, Bears	311	1,390	4.5	13	15	149	9.9	0	14
1975, Bears	196	679	3.5	7	33	213	6.5	0	13
Career	507	2,069	4.1	20	48	362	7.5	0	27

Kickoff Returns	Att.	Yards	Avg.	TD	Passing	Comp.	Yds.	TD	Int.
1976, Bears	1	0	0.0	0	0	0	0	0	0
1975, Bears*	14	444	31.7	0	1	0	0	0	1
Career	15	444	29.6	0	1	0	0	0	1

*One punt for 39 yards vs Dolphins at Chicago, 11/2/75.

Best Day Combined Yards: at New Orleans, 12/21/75, 300.

Long Run: at Los Angeles, 10/17/76, 60.

Long Catch: at Green Bay, 11/30/75, 40 from Bob Avellini.

Long Kickoff Return: at New Orleans, 12/21/75, 70.

Most TDs: vs Raiders, 11/7/76, 3 by rushing.

100-Yard Games: 183 vs Seahawks at Seattle 12/5/76, 27 carries.

148 vs 49ers at San Francisco 9/19/76, 28 carries.

145 vs Rams at Los Angeles 10/17/76, 27 carries.

141 vs Vikings at Minnesota 10/10/76, 19 carries.

134 vs Saints at New Orleans 12/21/75, 25 carries.

110 vs Packers at Green Bay 11/28/76, 27 carries.

109 vs Packers at Chicago 11/14/76, 18 carries.

105 vs 49ers at San Francisco 11/16/75, 23 carries.

104 vs Redskins at Chicago 10/3/76, 18 carries.

DAN PEIFFER C 6-3 254 SE Mo. St. 3rd Season Joined Bears: 1975, FA Born: 3/29/51, Sigourney, Iowa

Professional: Has undergone knee surgery three times since signing with Bears in April '75 . . . despite those setbacks, could still have bright career as big league center . . . played well in starting first 11 games of rookie season . . . missed remainder of that year with surgical right knee . . . came back from that injury to regain starter's spot for 1976 . . . was again off to good start when injured left knee in game four . . . had surgery Oct. 3 and spent remainder of season on injured reserve . . . had additional surgery Dec. 3 on right knee . . . was Chicago offensive captain as rookie in '75 . . . originally picked in 14th round of '73 draft by Cardinals . . . played with Pardee's WFL Florida Blazers in '74 never missing a down in 20 games . . . hopes to be at full strength by training camp.

Collegiate: Two-time selection to all-Missouri Intercollegiate Athletic Association team as a guard . . . also played tackle, center at SE Missouri . . . transfer from Ellsworth CC . . . most valuable lineman in '72.

Personal: Given name Daniel William Peiffer (pron: pie-ferr) . . . attended Keota (Ia.) Community High participating in football, basketball . . . brother played for Iowa . . . resides during off-season in Wheeling . . . donated time to Sickle Cell Anemia fight . . . has BA in industrial technology.

Peiffer's Pro Stats

Total Games 38: WFL Florida Blazers 1974 (23), Bears 1975 (11), Bears 1976 (4).

MIKE PHIPPS QB 6-3 205 Purdue 8th Season Joined Bears: 1977, T-Clev. Born: 11/19/47, Shelbyville, Ind.

Professional: Came to the Bears via trade May 3 for the Bears fourth round '77 draft pick and first round '78 pick . . . started the Browns opener vs Jets but suffered shoulder (right) separation late in third quarter last season to end playing time . . . entered '76 off his best pro season . . . broke Browns' nine game losing string in '75 hitting 23 of 36 attempts for 298 yards and 2 TDs against Bengals . . . has been plagued by a string of early season injuries at Cleveland . . . started pro career as the third player selected in the 1970 draft with the Browns trading WR Paul Warfield to Miami to obtain pick . . . was back up to Bill Nelson for first two seasons before taking number one job in 1972 . . . up until the '76 injury, had started all but six games . . . assets include arm, strength and quickness.

Collegiate: Purdue's quarterback for 27 games during which time the Boilermakers lost only five . . . finished second in '69 Heisman Trophy voting . . . set 24 Purdue and Big Ten records . . . Boilermaker MVP and captain as senior . . . was first QB to engineer three Notre Dame defeats . . . all-America pick . . . 5,883 yards offense.

Personal: Given name Michael Elston Phipps . . . married (Carole), two sons . . . building home in Florida . . . attended Columbus (Ind.) High . . . has BS in industrial economics.



PLANK

RATHER

REAMON

Phipps' Pro Stats

	Gms.	Att.	Cmp.	Yds.	Pct.	TD	Int.	Rush	Yds.	Avg.	TD	Pass Rating
1970	14	60	29	529	48.3	1	5	11	94	8.5	0	50.2
1971	14	47	13	179	27.7	1	4	6	35	5.8	0	14.6
1972	14	305	144	1994	47.2	13	16	60	256	4.3	5	61.3
1973	14	299	148	1719	49.5	9	20	60	395	6.6	5	49.4
1974	14	256	117	1384	45.7	9	17	39	279	7.2	1	46.9
1975	14	313	162	1749	51.8	4	19	18	70	3.9	0	47.5
1976	2	37	20	146	54.1	3	0	4	26	6.5	0	90.6
Total	86	1317	633	7700	48.0	40	81	198	1155	5.8	11	49.2

DOUG PLANK FS 5-11¹/₂ 203 Ohio State 3rd Season Joined Bears: 1975, D-12 Born: 3/4/53, Greensburg, Pa.

Professional: Has started every game (regular and preseason) since joining Bears as rookie free safety . . . led '76 Bears in passes deflected (12), fumbles caused (4), fumbles recovered (4) . . . saved win over Vikings with interception off Tarkenton with less than two minutes left . . . led Bears in total tackles with 123 as rookie and finished third last year with 130 . . . aggressive hitter who changed tackling style after being knocked out twice in first seven pro games . . . also plays special teams.

Collegiate: Three-time Ohio State letterman but only made five starts . . . Bucks 29-4-1 during his varsity days . . . had three interceptions as a senior . . . Buckeye tackle stats show 57 total tackles, 37 solos . . . played in three Rose Bowl games . . . sent Bucks to '74 Rose Bowl with game saving tackle on one-foot line against Michigan (14-11).

Personal: Given name Douglas Michael Plank . . . married (Nancy) . . . resides in Wheeling . . . popular banquet speaker . . . all-state running back at Irwin (Pa.) Norwin High . . . captained football, basketball, baseball teams there . . . has played all back-field positions . . . enjoys fishing . . . plans to become meteorologist after pro ball . . . active in civic affairs, Fellowship of Christian Athletes . . . has BA in sociology (criminology).

Plank's Pro Stats

Interceptions	No.	Yds.	TD	Tkls./Solo	Fum. Rec.	Pass Def.	Force Fum.	Tkls. Loss	Sacks -Yds.	Gms.
1976 Bears	4	31	0	*130/90	4	12	4	1/1	0/0	14
1975 Bears	2	50	0	123/74	0	8	1	3/4	1/10	14
Career	6	81	0	*253/164	4	20	5	4/5	1/10	28

*does not include two special teams solo tackles.

Punt Returns	Att.	Yds.	Avg.	TD
1976 Bears	0	0	0.0	0
1975 Bears	3	23	7.7	0
Career	3	23	7.7	0

Long Punt Return: vs Saints at New Orleans 12/21/75, 12.
Most Solo Tackles: vs Cowboys at Dallas 10/24/76, 10.
Most Pass Deflections: two, five times.
Most Sacks: vs Colts at Chicago 9/21/75, 1 for 10.
Most Total Tackles: vs Cowboys at Dallas 10/24/76, 14.

Long Interception Return: vs Eagles at Chicago 9/28/75, 29 off Roman Gabriel.

BO RATHER WR 6-1 186 Michigan 5th Season
Joined Bears: 1974, T-Miami Born: 10/7/50, Sandusky, O.

Professional: Nagged all through last season by hyperextended right knee . . . injury limited him to two starts and kept him from five games entirely . . . hopes to bounce back to '75 form when led Club in receiving and started 14 games . . . had consecutive game string snapped at 28 last year . . . third in team receiving in '74 . . . came to Bears from Dolphins Sept. 10, '74 for 10th round draft pick . . . was Miami's 4th round pick in '73 draft . . . won Fitzgerald Award as top Dolphin rookie in camp that season . . . slow start in '75 when Douglass pass dislocated fingers.

Collegiate: Second leading receiver at Michigan in '72 with 15 catches for 197 yards, 2 TDs . . . defensive back as sophomore . . . played in Rose Bowl . . . led Wolverines in kickoff returns.

Personal: Given name David Elmer Rather . . . nickname Bo (by grandmother) . . . married (Terry), son David, Jr. 2/2/76 . . . resides in Ann Arbor, Mich., where he owns asphalt contracting company . . . hobbies karate, tennis, golf (lefthanded), racquet ball . . . attended Sandusky (O.) High participating in football, basketball, and track (long jump) . . . BA in speech education.

Rather's Pro Stats

Pass Receiving	No.	Yds.	Avg.	TD	Rushing	Yds.	Avg.	TD	Gms.
1976 Bears	5	33	6.6	0	1	4	4.0	0	9
1975 Bears	39	685	17.6	2	4	24	6.0	0	14
1974 Bears	29	400	13.8	3	2	10	5.0	0	13
1973 Dolphins	0	0	0.0	0	0	0	0.0	0	6
Career	73	1118	15.3	5	7	38	5.4	0	42

Kickoff Returns	No.	Yds.	Avg.	TD	Passing	Comp.	Yds.	TD	Int.
1976 Bears	0	0	0.0	0	0	0	0	0	0
1975 Bears	1	6	6.0	0	0	0	0	0	0
1974 Bears	0	0	0.0	0	1	0	0	0	0
1973 Dolphins	0	0	0.0	0	0	0	0	0	0
Career	1	6	6.0	0	1	0	0	0	0

Long Catch: vs Falcons at Atlanta 10/13/74, 59 from Gary Huff.

Most Caught: vs Falcons at Atlanta 10/13/74, 6 (6-114).

vs Dolphins at Chicago 11/2/75, 6 (6-90).

Most Yards: vs Lions at Chicago 12/7/75, 123 (4-123).

Most TD Catches: 1 five times.

Long Rush: vs Lions at Chicago 12/7/75, 18.

Bank with the Bears.



The American National Bank

AN EQUAL OPPORTUNITY COMPANY

LaSalle at Washington/LaSalle at Wacker Member FDIC

TOMMY REAMON RB 5-10 192 Missouri 2nd Season
Joined Bears: 1977, T-Chiefs Born: 3/12/52, Virgilina, Va.

Professional: Acquired May 1st for a sixth round choice in '77 draft . . . started 10 games for the Chiefs last year . . . originally selected by Pittsburgh in ninth round of '74 NFL draft and Florida in 23rd round of '74 WFL draft . . . led the WFL in rushing with 1,576 yards for the Blazers . . . also named WFL Rookie of the Year and one of three WFL MVPs . . . signed by Pittsburgh Steelers after WFL folded May 14, 1976 . . . traded by Steelers to Kansas City Chiefs for a draft choice August 26, 1976.

Collegiate: Was a two time JC all-America at Ft. Scott (Kansas) . . . led Missouri in rushing for two straight years . . . was ninth leading rusher in Missouri history with 1,174 yards.

Personal: Given name Thomas Waverly Reamon . . . coached at Illinois State for spring football practice . . . runs a football camp for youngsters in Virginia . . . sells insurance . . . brother of Charles Reamon, who had a tryout with the Bears in 1973.

Reamon's Pro Stats

**RIVES****RYDALCH****SCHREIBER****SCHMIDT**

Rushing	Att.	Yds.	Avg.	TD	Receiving	Yds.	Avg.	TD		
1974 Florida WFL	386	1576	4.1	11	38	236	6.2	3		
1975 Jacksonville WFL	144	478	3.3	5	12	131	10.9	2		
1976 Chiefs NFL	103	314	3.1	4	10	136	13.6	1		
Kickoff Returns	Att.	Yds.	Avg.	TD	Passing	Comp.	Yds.	TD	Int.	
1974 Florida WFL	6	166	28.0	0	4	3	152	2	0	
1975 Jacksonville WFL	—	—	—	—	—	—	—	—	—	—
1976 Chiefs NFL	19	424	22.3	0	—	—	—	—	—	—

DON RIVES LB 6-2 226 **Joined Bears: 1973, D-15**

Texas Tech 4th Season
Born: 8/30/51, Wheeler, Tex.

Professional: Enjoyed top pro season last year leading Halasmen in tackles with 165 — 35 more than runners up Craig Clemons, Doug Plank . . . troubled by minor knee problem at times . . . started all 14 games and called Bear defense for last 13 games . . . usually came out in passing situations but still knocked down five passes . . . suffered '75 season-ending dislocation of metatarsal joint, right foot in second quarter game two . . . stayed in Chicago on injured reserve building strength, weight . . . increased size to 230 for 1975 season . . . played at 215 in '74 . . . started one game in '75, seven in '74, five in '73.

Collegiate: Two-time all-Southwest Conference pick for Red Raiders . . . big play specialist at Tech . . . president Lettermen's Association . . . team leader in tackles as 208-pound middle guard . . . hampered by knee injury as senior . . . had blocked punt in '70 Sun Bowl . . . also played in Hula Bowl, Coaches All-America game.

Personal: Given name Donald Earl Rives (pron: reeves) . . . married (Sammye) . . . resides in Dumas, Texas and teaches youth Bible study . . . attended Wheeler (Tex.) High participating in football (fullback ran for 1,475, scored 106 points), basketball, track, baseball . . . competed in Ford's PP&K program . . . hopes to be a rancher . . . hobbies include cooking Mexican food, hunting, fishing . . . active in civic affairs, Fellowship of Christian Athletes . . . has BA in physical education.

Rives' Pro Stats

Interceptions	No.	Yds.	Tkls./Solo	Fum. Rec.	Pass Def.	Force Fum.	Tkls. Loss	Sacks -Yds.	Gms.
1976 Bears	0	0	165/112	2	5	3	5/8	3/12	14
1975 Bears	0	0	7/4	0	0	0	0/0	0/0	2
1974 Bears*	0	0	65/37	0	0	1	1/2	1/5	14
1973 Bears	0	0	68/60	1	0	0	0/0	1/4	14
Career	0	0	305/213	3	5	4	6/10	5/21	44

*Rushed once for two yards.

Most Solo Tackles: vs Rams at Chicago 12/2/73, 17.

Most Sacks: vs Lions at Chicago 9/12/76, 2.

Most Total Tackles: vs Rams at Chicago 12/2/73, 17.

vs Falcons at Chicago 9/26/76, 17.

RON RYDALCH DT 6-4 267 **Joined Bears: 1975, T-Jets**

Utah 3rd Season
Born: 1/1/52, Tooele, Utah

Professional: Breaks quarterbacks (Kilmer twice, Reed, 'every time I got near Plunkett they tackled me') . . . likened by Pardee to Ron McDole because of stature, playing style . . . his development could force move of Chambers back to end . . . was third tackle last season . . . made three starts and big plays . . . in limited time made seven sacks — third on team behind Osborne, Chambers . . . strong suit is vs run . . . missed one game with ankle sprain . . . signed with Bears Nov. 25, '75 after WFL folded . . . Bears acquired rights from Jets along with RB Mike Adamle and draft choice for RB Carl Garrett 9/9/75 . . . played with Shreveport Steamer instead of reporting to Jets as 8th round '74 pick.

Collegiate: Three-year starter at Utah . . . '73 co-captain, all-Western Conference pick . . . '73 WAC's Outstanding Lineman . . . played in Blue-Gray game.

Personal: Given name Ronnie James Rydalch (pron: rye-dolch) . . . nickname Dry Gulch, Griz . . . resides in Tooele (pron: twi-uh) during off-season . . . competed in Ford PP&K program . . . hobbies include hunting, snowmobiling . . . attended Tooele High participating in football, basketball, track (shot) . . . had 3.7 GPA . . . has BS in business management.

Rydalch's Pro Stats

	Tls./Solo	Fum.	Pass	Force	Tls.	Sacks	Gms.
		Rec.	Def.	Fum.	Loss	-Yds.	
1976 Bears	70/53	1	0	1	3/6	7/51	13
1975 Bears	13/10	0	0	0	0/0	0/0	3
Career	83/63	1	0	1	3/6	7/51	16
1975 WFL Shreveport	39/25	1	0	1	2/9	1/12	5
1974 WFL Shreveport	91/56	2	1	3	3/13	2/14	20

Most Sacks: vs Falcons at Chicago 9/26/76, 2 for 14.

Most Solos: vs Broncos at Chicago 12/21/76, 8.

Most Total Tackles: vs Broncos at Chicago 12/21/76, 11.

TERRY SCHMIDT CB 6-0 178 Ball State 4th Season Joined Bears: 1976, W-Saints Born: 5/28/52, Columbus, Ind.

Professional: Awarded to Bears via waiver system from New Orleans Sept. 7, '76 . . . saw action in four games replacing Virgil Livers at RCB . . . other '76 game appearances were on special teams . . . as Saint rookie in '74 had four interceptions in first five games . . . despite missing five games with foot injury that season was still named to NFL's all-Rookie team . . . can also play safety . . . had also returned kicks before joining Bears . . . was New Orleans fifth round '74 draft pick.

Collegiate: First Ball Stater to play in East-West Shrine game . . . Cardinals' MVP as senior . . . Kodak Football News All-America pick . . . had 13 interceptions in 3 varsity seasons at BSU . . . academic all-America pick . . . member of collegiate student senate . . . was enrolled in science honors program . . . played in Coaches' All-America game.

Personal: Given name Terry Richard Schmidt . . . married (Debbie Ann), one son . . . resides during off-season in San Jose, Calif. . . participated in Ford's PP&K program . . . attended Columbus (Ind.) High earning all-state football honors twice also excelling in track and basketball . . . hopes to enter dental school . . . has BS in chemistry-biology.

Schmidt's Pro Stats

Interceptions	No.	Yds.	TD	Tls./Solo	Fum.	Pass	Force	Tls.	Sacks	Gms.
				Rec.	Def.	Fum.	Loss	-Yds.		
1976 Bears	0	0	0	0/0	0	0	0	0/0	0/0	9
1975 Saints	1	37	0	27/0	3	11	—	—	—	13
1974 Saints	4	27	1	-/-	1	—	—	—	—	9
Career	5	64	1	27/0	4	11	0	0/0	0/0	31

Punt Returns	Att.	Yds.	Avg.	TD	Kickoff Returns	Att.	Yds.	Avg.	TD
1975 Saints	11	76	6.9	0	—	2	54	27.0	0
1974 Saints	—	—	—	—	—	1	23	23.0	0
Career	11	76	6.9	0	—	3	77	25.7	0

LARRY SCHREIBER RB 6-0 204 Tennessee Tech 7th Season Joined Bears: 1976, T-49ers Born: 8/11/47, Covington, Ky.

Professional: Became free agent last winter . . . came to Bears Sept. 3, 1976, for draft pick from 49ers . . . appeared in all 14 games for Bears on special teams . . . carried the ball from scrimmage in two — vs Redskins, Seahawks . . . started 28 consecutive SF games in '75 and '74 . . . took over as starter in 1972, but missed most of the 1973 season with a knee injury and subse-



SCHUBERT



SCOTT



SEVY

quent surgery . . . very determined runner with great balance . . . has had one 100-yard day (11/24/74) against Atlanta . . . started pro career as 49ers 10th round draft pick in '70 . . . taxed because of injury that season.

Collegiate: Totaled 4,421 yards rushing in a four-year varsity career at Tennessee Tech . . . wound up 4th leading rusher in college football history . . . also scored a total of 32 TDs, all by rushing . . . set NCAA record for time carried ball (877), seven Ohio Valley Conference records and 25 Tennessee Tech records . . . as freshman he gained 598 yards; sophomore, 1,050; junior, 1,251; senior 1,522.

Personal: Given name Lawrence Anthony Schreiber . . . prepped at Dixie Heights High, Edgewood, Ky., where he played football, baseball, and was a long distance jumper and relay man in track . . . lists tennis, skiing, fishing and camping as hobbies . . . resides in Woodside, Cal., during off-season . . . has BS in business administration.

Schreiber's Pro Stats

Rushing	Gms.	Att.	Yds.	Avg.	Lg.	TD	Receiving	No.	Yds.	Lg.	TD
1976 Bears*	14	4	15	3.8	11	0		1	16	16	0
1975 49ers	14	134	337	2.5	15	5		40	289	20	1
1974 49ers	14	174	634	3.6	21	3		30	217	16	1
1973 49ers	4	42	163	3.9	13	0		12	98	31	0
1972 49ers	14	118	422	3.6	20	2		31	283	64	1
1971 49ers	14	34	180	5.3	23	0		3	79	46	1
Career	74	506	1751	3.5	23	10		117	982	64	4

*13 special teams tackles: 5 solo.

STEVE SCHUBERT WR 5-10 184 Massachusetts 4th Season Joined Bears: 1975, FA Born: 3/15/51, Brooklyn, N.Y.

Professional: Made first and only Bear start last year at SF . . . of his 3 catches last year, two were from punter Bob Parsons . . . has played in all 26 games since joining Club Oct. 1, 1975 as free agent . . . didn't think he'd make '75 team so lived whole year in motel . . . outstanding special teams player . . . originally inked by Chargers as free agent in '73 but played with New England (semi-pro) Colonials (38 catches for 682 yards) that season . . . signed as FA with Pats for '74 . . . first NFL reception a 21-yarder for TD against Vikings (NE 17-14) from Jim Plunkett . . . only two NFL starts were with Pats . . . missed last four games of '74 with knee injury . . . won two Pats' game balls in '74 for work on teams.

Collegiate: Three-year regular at U. Mass. . . caught 51 passes for 989 yards, 11 TDs . . . all-New England, Kodak (small college) all-America as senior . . . MVP that season . . . played in Boardwalk Bowl.

Personal: Given name Steven William Schubert . . . married (Sandy), one daughter . . . lives in Manchester, N.H. . . hobbies include furniture making . . . football, baseball, track, basketball star at Manchester Central High . . . participated in Ford's PP&K program . . . sells for hotel chain during off-season . . . has BS degree in Hotel and Restaurant Administration.

Schubert's Pro Stats

Receiving	Gms.	No.	Yds.	TD	Punt Retn.	Yds.	TD	K'off Returns	Yds.	TD
1976 Bears	14	4	74	0	11	60	0	1	3	0
1975 Bears	12	5	68	0	6	33	0	9	146	0
1974 Patriots	10	1	21	1	3	15	0	5	112	0
Career	36	10	163	1	20	108	0	15	261	0

Best Day: vs Lions at Chicago 12/7/75, 3 for 45.
 Long Catch: vs Vikings at Chicago 10/31/76, 25 from Bob Parsons.
 Long Punt Return: vs 49ers at San Francisco 11/16/75, 16.
 Long Kickoff Return: vs Steelers at Pittsburgh 10/19/75, 25.

JAMES SCOTT WR 6-1 193 Henderson JC 2nd Season Joined Bears: 1976, FA Born: 3/28/52, Longview, Texas

Professional: Started last eight games of '76 season after joining Bears as free agent September 21 . . . first NFL reception was a six-yard TD pass from Bob Avellini in his first NFL game vs Washington . . . drew double coverage and stoutout vs Denver in game 14 . . . flyer with hands . . . was New York Jets' eighth round draft pick in 1975 but spent that season on injured reserve with eye injury . . . caught 3 passes for 111 yards in Jets' '76 preseason but waived after missing practice . . . played with WFL Chicago Fire in '74 catching 52 Virg Carter passes for 755 yards in eight games . . . was leading WFL receiver when injured . . . may be superstar.

College: All-conference receiver at Henderson County (Athens, Texas) Junior College in '71 . . . totaled 100 receptions in his two JC seasons.

Personal: Given name James Scott . . . prepped at Gladwater (Tex.) High where he gained 2,000 yards total offense as senior running back . . . held multitude of jobs including foundry work while waiting football opportunity . . . "sold" to Bears on QB Virg Carter's recommendation.

Scott's Pro Stats

	Rushes	Yds.	Avg.	TD	Recp.	Yds.	Avg.	TD	Gms.
1976 Bears*	2	-4	-2.0	0	26	512	19.7	6	11+
1974 WFL Chicago	1	1	1.0	0	52	755	14.5	8	8

*Acquired 9/21; played in 11 of 12 games.

JEFF SEVY T 6-5 261 California 3rd Season Joined Bears: 1975, D-12 Born: 10/24/50, Palo Alto, Cal.



Professional: Named Bear offensive captain last season . . . shares offensive team lead in consecutive starts with 24 . . . showed versatility by starting games last season at right tackle, left guard, and right guard . . . last five starts were at RG . . . Club's physical coordinator, Clyde Emrich, claims Sevy's the strongest offensive lineman in the NFL . . . his belief in cosmic energy led to Bear offensive line Cosmic Ray cult . . . started 12 games including last 10 as rookie RT in '75 . . . consensus all-rookie tackle that season . . . originally drafted by Bears on 12th round '74 draft but signed with WFL Hawaii as 10th round choice . . . inked Chicago contract June 12, '75 . . . has abilities but still learning after playing defense in college . . . played guard with Hawaiians.

College: Two-year Cal defensive end-tackle letterman . . . member Cal's national champion rugby side . . . weightman on track squad . . . All-conference pick for coach Bob Pifferini, Sr., at DeAnzia JC.

Personal: Given name Jeffrey Evan Sevy (pron: see-vee) . . . wears earring . . . has worked as massage parlor bouncer . . . resides during off-season in Cupertino, California . . . took dance lessons to improve flexibility . . . attended Sunnyside (Calif.) Homestead High participating in track, cross country . . . did not play football . . . donated time to Sickle Cell Anemia fight . . . studied social welfare at Cal.

Sevy's Pro Stats

Total games 48: Hawaiians WFL 1974 (20), Bears 1975 (14), Bears 1976 (14). Returned one 1974 kickoff nine yards. Caught one pass for 6 yards 12/16/75 vs Cardinals.

**SHANKLIN****SOREY****STILLWELL****THOMAS**

RON SHANKLIN WR 6-1 187 N. Texas State 8th Season
Joined Bears: 1975, T-Steelers Bn.: 1/21/48, Hubbard, Tex.

Professional: Hampered by left knee injury since coming to Chicago from Pittsburgh during '75 preseason for two Bear draft picks . . . last season was on injured reserve after sixth game . . . started five games and made key 35-yard catch in win at SF . . . put on injured reserve Oct. 21 . . . following trade, started Chicago's 1975 preseason games vs Broncos, Dolphins catching 3 passes for 68 yards . . . suffered cartilage damage in left knee early in 4th quarter at Miami after nabbing 35-yard strike from Gary Huff . . . was on active roster for five games, then injured reserve Oct. 25 . . . had surgery Dec. 2 . . . MVP of '73 Steelers . . . led Pittsburgh receivers 1970-'73 . . . led NFL with 23.7 yards per catch in '73 . . . selected for '73 Pro Bowl but neck injury forced him to pass . . . bothered by minor injuries in '74 when shared time Lynn Swann . . . fifth on all-time Steeler receiving list . . . has had six 100-yard games . . . ranks among NFL leaders with career 18.3 per catch . . . started career as second round pick in '70.

Collegiate: Three-year regular at State . . . went there on track scholarship . . . made 144 receptions for 2,465, 31 TDs . . . led nation with 13 TD grabs in '68 . . . two-time all-Missouri Valley pick . . . played in American Bowl, Senior Bowl, College All-Star (Chiefs 24-3) game.

Personal: Given name Ronnie Eugene Shanklin . . . nickname Shank . . . married (Linda), one daughter . . . resides during off-season in Amarillo, Texas . . . brother Don also played pro ball . . . father is Air Force career man . . . hobbies include hunting, fishing . . . attended Amarillo Carver High participating in football (quarterback), basketball (20 ppg), track (:47.9 440), and baseball . . . majored in journalism-physical education.

Shanklin's Pro Stats

Receiving	No.	Yds.	Avg.	TD	Rushing	Yds.	Avg.	TD	Gms.
1976 Bears	2	32	16.0	0	0	0	0.0	0	5
1975 Chicago Bears injured reserve list.									
1974 Steelers	19	324	17.1	1	0	0	0.0	0	12
1973 Steelers	30	711	23.7	10	3	1	0.3	0	13
1972 Steelers	38	669	17.6	3	0	0	0.0	0	14
1971 Steelers	49	652	13.3	6	2	1	0.5	0	14
1970 Steelers	30	691	23.0	4	0	0	0.0	0	14
Career	168	3079	18.3	24	5	2	0.4	0	72

Long Catch: 81 yards in 1970.

Most Caught: 6, six times.

Most Yards: vs Broncos at Pittsburgh 9/27/70, 123 on 6.

Most TD Catches: 2, twice.

REVIE SOREY G 6-2 269 Illinois 3rd Season
Joined Bears: 1975, D-5 Born: 9/10/53, Brooklyn, N.Y.

Professional: Has yet to miss a game in pro career . . . started first nine games of '76 . . . teams member both seasons . . . extremely quick on pulls . . . leads Bear linemen in Payton TD spikes . . . can run :04.9 . . . from Pardee 'he has the kind of physical ability that wins Super Bowls' . . . fourth Bear pick in '75 draft.

Collegiate: Two-year regular lineman at Illinois . . . played tight end as frosh . . . Illini offensive captain in '74 . . . played frosh basketball . . . selected to play in Senior Bowl, Blue-Gray, American Bowl games . . . all-Big Ten pick.

Personal: Given name Revie Cee Sorey, Jr. (pron: ree-vee soar-ee) . . . nickname Rock Hollywood . . . resides in Chicago — President 'Just Us' Association for Special Olympics and Better Boys Foundation . . . hobbies include music, chess, CB radio . . . earned five letters at Brooklyn Boys High in football (3), basketball (1), track (1) . . . all-New York . . . was youth corps leader, life scout . . . majored in sociology.

Sorey's Pro Stats

Total games 28: Bears 1975 (14), Bears 1976 (14).

ROGER STILLWELL DE 6-6 250 Stanford 3rd Season Joined Bears: 1975, D-9 Born: 11/17/51, Santa Monica, Calif.

Professional: Has been plagued by injuries in last three seasons of football but gutted 10 starts last season at right end . . . had left knee surgery in January . . . first suffered sprain on that joint in opening preseason game last year after winning starters job in camp . . . subject of inadvertent whistle call vs Oakland when TD reduced to fumble recovery with no return . . . also had key recovery at GB . . . started first 11 games at defensive left tackle as rookie before yielding to veteran Jim Osborne . . . moved to end in '76 camp . . . drafted by Bears as offensive tackle prospect . . . miserable start in rookie camp due to illness with hospitalization, then back injury . . . in first appearance before hometowners at SF made 12 tackles, 3 sacks . . . recovered in time to win starter's job for opening day . . . smart, strong pass rusher . . . named to all-Rookie team UPI, Football Digest . . . in addition to six solo sacks, teamed with mates on three others that season.

Collegiate: UPI, Football News all-America pick as defensive end after junior season at Stanford despite shoulder injury . . . suffered frustrating senior season with flu, concussion, then pneumonia . . . 71 tackles, four sacks as senior . . . all-Coast as soph. . . transferred to Stanford from Marin JC . . . selected for Blue-Gray, East-West games but missed due to pneumonia, played in Hula Bowl.

Personal: Given name Roger Howard Stillwell . . . married during off-season . . . resides in Crown Point, Ind., rebuilding surgical left knee . . . father is retired Air Force flyer . . . all-Virginia pick in football, basketball at Falls Church JEB Stuart High . . . has BS in political-social science.

Stillwell's Pro Stats

	Tls./Solo	Fum. Rec.	Pass Def.	Force Fum.	Blk. Kick	Tls. Loss	Sacks -Yds.	Gms.
1976 Bears	27/17	2	1	0	1	1/3	5.5/51	13
1975 Bears	67/42	0	1	0	0	4/6	6/58	13
Career	94/59	2	2	0	1	5/9	11.5/109	26

Most Solo Tackles: vs Lions at Pontiac 10/12/75, 10.

Most Total Tackles: vs Lions at Pontiac 10/12/75, 12.

Most Sacks: vs 49ers at San Francisco 11/16/75, 2 for 16.
vs 49ers at San Francisco 9/19/76, 2 for 23.

BOB THOMAS K 5-10 174 Notre Dame 3rd Season Joined Bears: 1975, W-Rams Born: 8/7/52, Rochester, N.Y.

Professional: Of 13 field goal misses last season, nine were from distances beyond 45 yards . . . another was blocked . . . connected on all nine preseason tries under 45 yards . . . accuracy on kickoff placement key to Bears defense against KO returns . . . was 4-4 vs Redskins, 3-3 vs GB . . . awarded to Bears from Los Angeles Feb. 26, 1975 after failing to make '74 Rams on last cut . . . 15th round LA draft choice in '74 . . . kicked NFL's longest field goal of 1975 season in LA Coliseum — 55 yards . . . right-footed, soccer-style kicker . . . has won three games with kicks . . . 31-yard game winner vs Raiders hit upright with .20 left . . . increased leg strength from 165 to 400 pounds since joining Bears.

Collegiate: Academic all-America at Notre Dame . . . set Irish records for consecutive PATs (62), field goals (9 of 18), and kicking points (70) in 1973 . . . scored ND's last three points against Alabama in '73 Sugar Bowl giving Irish national championship 24-23 . . . scored 161 career points on 98 of 101 PATs, 21-35 FGs.

Personal: Given name Robert Randall Thomas . . . resides in Chicago during off-season learning commodities exchange . . . member championship football, soccer teams (center forward) at Rochester McQuaid Jesuit High . . . captained soccer team . . . all-league both sports . . . had 47-yard FG in high school . . . volunteered time to Christmas Seal program . . . has BA in government.



WARD

Thomas' Pro Stats

	Pts.	Fgs.	1-19	20-29	30-39	40-49	50+	Pats.	Bms.
1976 Bears	63	12-25	0-0	3-3	4-6	5-11	0-5	* 27-30	14
1975 Bears	57	+ 13-23	0-0	3-7	5-6	4-7	1-3	+ 18-22	14
Career	120	25-48	0-0	6-10	9-12	9-18	1-8	45-52	28

*Includes one blocked PAT.

+Includes two blocked PATs, and FG attempts of 43, 20, 27 and 27 blocked.

Long Field Goal: vs Rams at Los Angeles 11/23/75, 55.

Most Points: vs Redskins at Chicago 10/3/76, 15.

Most Field Goals: vs Redskins at Chicago 10/3/76, 4 of 4.

JOHN WARD C-DT 6-4 266 Oklahoma State 7th Season Joined Bears: 1976, W-Tampa Bay Bn.: 5/27/48, Enid, Ok.

Professional: Played in 14 games last season — four with Tampa Bay, ten with Chicago . . . awarded to Bears from Buc via waivers October 6 . . . was Tampa's starting center for opening two games . . . only Bear scrimmage action last season was on goaline defense . . . went to Tampa Bay in 1976 veteran allocation draft from Vikings . . . was Minnesota's number one pick in 1970 draft . . . spent first two seasons as defensive lineman before returning to offense in '72 . . . was Viking regular guard when injured in eighth game '73 . . . spent '74 recovering from that severely fractured leg . . . made comeback in '75 playing in all 14 games.

Collegiate: All-America offensive tackle at Oklahoma State . . . won two Big Eight heavyweight wrestling championships . . . best NCAA finish was a third.

Personal: Given name John Henry Ward . . . married (Cheryl) . . . resides during offseason in Eucha, Oklahoma . . . prepped at Tulsa's Will Rogers High . . . hobbies include art, outdoors . . . president of Green Country Giggers Association . . . majored in wildlife management at OSU.

Ward's Pro Stats

Total Games 78 all Minnesota except '76: 1970 (14), 1971 (14), 1972 (14), 1973 (8), 1975 (14), 1976 Tampa Bay (4), 1976 Bears (10).
Caught one pass for one yard in '73. Acquired 10/7 after playing 4 of 4 games for Tampa Bay; played 10 of 10 games for Bears.

George Halas Awards


Presented by the Newspaper Enterprise Association to the Outstanding Defensive Player in Pro Football.

Presented by the Pro Football Writers Association to the NFL's Most Courageous Player.

1966	Larry Wilson	St. Louis Cardinals
1967	Deacon Jones	Los Angeles Rams
1968	Deacon Jones	Los Angeles Rams
1969	Dick Butkus	Chicago Bears
1970	Dick Butkus	Chicago Bears
1971	Carl Eller	Minnesota Vikings
1972	Joe Greene	Pittsburgh Steelers
1973	Alan Page	Minnesota Vikings
1974	Joe Greene	Pittsburgh Steelers
1975	Curly Culp	Houston Oilers
1976	Jerry Sherk	Cleveland Browns

1968	Joe Namath	New York Jets
1969	Gale Sayers	Chicago Bears
1970	Tom Dempsey	New Orleans Saints
1971	Jim Johnson	San Francisco 49ers
1972	Mike Tilleman	Houston Oilers
1973	Dick Butkus	Chicago Bears
1974	Rocky Bleier	Pittsburgh Steelers
1975	Billy Kilmer	Washington Redskins

ROOKIE BIOGRAPHIES



ALBRECHT



BRECKNER



BUONAMICI

TED ALBRECHT

Joined Bears: 1977, D1

G-T 6-4 260

California
Born: 10/8/54, Harvey, Ill.

Professional: First guard, fifth offensive lineman selected in '77 draft . . . Chicago's first pick.

Collegiate: Started 33 games at right tackle for Golden Bears . . . saw first guard action in four post-season games . . . two-time all Pac-8, all-Coast pick . . . '77 A.P. All-America pick . . . the only Cal player to win two team awards — the Brick Muller going to the most valuable lineman and the Andy Smith going to the Cal playing time leader . . . increased weight through lifting from 235-pound freshman size to 262 this year . . . runs 40 in :04.8 . . . played in North-South game, East-West game, Hula Bowl and Japan Bowl.

Personal: Given name Theodore Carl Albrecht . . . family moved to Valejo, Cal., when Ted was four . . . five-sport Valejo High athlete with enough catching skills to attract Chicago White Sox . . . interested in community projects . . . switched college major from business to sociology after junior season . . . hobbies include cooking, German beer.

DENNIS BRECKNER

Joined Bears: 1977, D-10

DT 6-3 241

Miami (Fl.)

Born: 9/3/53, Endicott, NY

Professional: Seventh player selected by Bears in '77 draft.

Collegiate: Two-year letter winner . . . started collegiate career as tight end, shifted to fullback during freshman year, then switched to defense . . . played in North-South game.

Personal: Given name Dennis John Breckner . . . made all-conference in football and basketball at Maine-Endwell High in Endicott, NY . . . threw shot and discus for track squad . . . likes to waterski, hunt and fish . . . works with children 8 to 15 in summertime basketball camp . . . major in business.

Career stats	Tkls.	Solo	Asst.	Fum. Rec.	Sacks	Gms.
1974	9	6	3	0	1	5
1975	57	30	27	1	9	10
1976	29	15	14	0	1	8
Career *	95	51	44	1	11	23

NICK BUONAMICI

Joined Bears: 1977, D-9

LB 6-3 242

Ohio State

Born: 1/12/56, Brentwood, NY

Professional: Sixth player selected by Bears in '77 draft.

Collegiate: First team all-Big Ten and second team UPI all-America as a junior . . . first team all-Big Ten, UPI second team all-America, AP honorable mention all-America, Football News second team all-America as a senior . . . three year regular . . . probably the youngest player ever in the Rose Bowl (17) . . . played in three Rose Bowls and one Orange Bowl.

Personal: Given name Nicholas Eugene Buonamici . . . education major . . . won all-New York honors at St. Anthony High . . . possesses unusual arm strength.

Career stats	Tkls.	Solo	Asst.	Fum. Rec.	Pass Def.	Int.	Tkls./ for Loss	Gms.
1973	6	4	2	1	0	0	1/9	9
1974	83	37	46	1	2	0	7/53	12

ROOKIE BIOGRAPHIES



BUTLER

1975	96	37	59	1	9	0	5/21	12
1976	95	45	50	1	4	3/20	7/15	12
Career	280	123	157	4	15	3/20	20/98	45

EARL

GERALD BUTLER WR 6-5 208 **Nicholls State**
Joined Bears: 1977, D-7 **Born: 6/5/54, New Orleans, La.**

Professional: Fifth player taken by Bears in '77 draft.

Collegiate: Four-year letterman . . . set four single season records, four career . . . all-Gulf South Conference . . . AP honorable mention little all-America . . . Division II Kodak all-America . . . NCAA Division II Coaches all-America . . . red shirted fall of '72 because of calcium deposit surgery on upper left arm . . . first football all-America at Nicholls State . . . played in North-South and East-West games.

Personal: Given name Gerald Malcolm Butler . . . computer science major . . . raised in Slidell, Louisiana . . . prepped at Slidell High . . . earned two letters each in football, basketball, and baseball.

Career Stats	Catches	Yds.	Avg.	TDs	Bms.
1973	25	249	9.0	0	11
1974	13	179	13.8	3	11
1975	25	450	18.0	5	10
1976	42	592	14.1	3	11
Career	105	1470	14.0	11	43

ROBIN EARL RB-TE 6-5 250 **Washington**
Joined Bears: 1977, D-3 **Born: 3/18/55, Boise, Id.**

Professional: Biggest running back selected in '77 draft . . . third player taken by Chicago.

Collegiate: Second leading rusher in Washington history behind Hugh (the King) McElhenny with 2,351 yards . . . played tight end for first year and a half for Huskies . . . had five 100-yard games as a senior, 11 in career . . . timed in 40 between :04.6 and :04.7 . . . good hands, blocker . . . career high rushing was 169 yards vs UCLA as junior . . . in 463 collegiate carries lost only 13 yards . . . was Huskies' co-captain . . . took third in Pac-8 discus event in '75 . . . leader.

Personal: Given name Robin Daniel Earl . . . married (Cheri), 2 sons . . . grew up in Kent, Wash., 30 miles south of Seattle . . . played football at Meridian High where he was a quarterback for two years, then a tailback . . . all-State pick . . . league MVP . . . recipient of National Football Foundation Hall of Fame scholar-athlete award . . . Washington prep discus champion (192-7) . . . also earned three basketball letters . . . majored in business.

	Rushes	Yds.	Avg.	TD	Recp.	Yards	Avg.	TD
1973	—	—	—	—	8	94	11.8	1
1974	108	606	5.6	6	13	198	15.2	4
1975	167	782	4.7	1	8	68	8.5	0
1976	188	963	5.1	7	4	20	5.0	0
Total	463	2,351	5.0	14	33	380	11.5	5

ROOKIE BIOGRAPHIES



EGERDAHL



EVANS



GREGOLUNAS

TERRY EGERDAHL

Joined Bears: 1977, FA

Professional: Signed with Bears as free agent Feb. 9 ... was sixth round Viking draft pick in '76 ... waived by Minnesota August 26.

Collegiate: Associated Press Little all-America pick as running back in '75 ... earned four letters at Minnesota-Duluth as runner ... led NAIA in punt returns as a senior with 27.7 average and three touchdowns ... owns most UMD season and career rushing and receiving records ... also punted ... scored 37 TDs and 266 points for career there ... had best year as senior with 181 rushes for 800 yards, 7 TDs; 27 catches for 314 yards, 2 TDs ... all-conference pick in football and baseball (out-fielder).

Personal: Given name Terry Brian Egerdahl ... prepped at Proctor (Minn.). High lettering in football, baseball, basketball ... half-brother of former Viking Dick Pesonen ... has BA in physical education.

VINCE EVANS

QB 6-2 211

Southern California

Joined Bears: 1977, D-6

Born: 6/14/55, Greensboro, N.C.

Professional: First player taken in '77 draft's sixth round ... Bears fourth pick in the draft.

Collegiate: 1977 Rose Bowl (SC 14, Michigan 6) MVP ... won SC's David-Teschke Award going to the team's most inspirational player ... directed West team to Hula Bowl win ... invited to Japan Bowl but elected not to play ... Southern Cal tri-captain ... started 17 of last 20 games at quarterback for Troy ... started off impressive senior season by directing Torjans to upset win (20-0) over Texas A&M in '76 Liberty Bowl running 10 times for 41 yards and completing 6 of 13 for 174 yards and one touchdown ... transferred to SC from Los Angeles City College after freshman season ... backed up Pat Haden as a sophomore ... MVP of LACC as frosh with 1,628 yards total offense.

Personal: Given name Vincent Tobias Evans ... attended Benjamin L. Smith High in Greensboro ... father wanted him to enroll at North Carolina Central ... went west instead.

	Att.	Comp.	Yds.	Pct.	TD	Int.	Rush	Yds.	Avg.	TD
1974	16	6	113	.375	1	1	42	201	4.8	4
1975	112	35	695	.312	3	9	104	246	2.4	5
1976	177	95	1440	.536	10	6	75	86	1.1	3
Total	305	136	2248	.445	14	16	221	533	2.4	12

BOB GREGOLUNAS

Joined Bears: 1977, FA

LB 6-1 220

Northern Illinois

Born: 11/28/54, Chicago Hts., Ill.

Professional: Signed with Bears as free agent Feb. 8 ... was 1976 sixth round pick of Kansas City Chiefs ... waived prior to start of '76 season ... outside linebacker.

Collegiate: Three-year starter at Northern Illinois ... played quarterback as sophomore, junior ... doubled as DB junior year ... was linebacker as senior when he called Huskies' defensive sets ... co-captained defense with tackle Jerry Meyers, Bears' second-year man ... was MAC player of week once as QB ... passing stats for career were 44 of 103 for 661 yards, 2 TDs.

Personal: Given name Robert Michael Gregolunas ... earned three letters each in football, basketball, track at Thornton Fractional North ... resides during offseason in Calumet City, Ill. ... majored in physical education.

ROOKIE BIOGRAPHIES



IRVIN

TERRY IRVIN

Joined Bears: 1977, D-12

Professional: Ninth player selected by Bears in '77 draft.

Collegiate: All Southwestern Athletic conference . . . black college all-America . . . Pittsburgh Courier all-America . . . played in black college all-America bowl.

Personal: Given name Terry (NMI) Irvin . . . earned four football letters, three basketball at West Marion high school in Columbia, Mississippi . . . physical education major.



JONES

DB 6-11 190

Born: 9/14/54, Columbia, Miss.



MALHAM

LB 6-2 218

MICKEY MALHAM
Joined Bears: 1976, D-17

Professional: Impressive as back-up linebacker and special teamer last year until suffering right foot injury in final preseason tilt . . . placed on injured reserve Sept. 6 . . . Bears 13th pick in '76 draft . . . 420th player taken.

Collegiate: Teammate of Bears' Jerry Muckensturm (the Mick & Muck Show) . . . earned four ASU letters as tight end, linebacker . . . academic all-America . . . two-time all-Southland conference pick . . . received ASU President's Award for academics-athletics . . . average 100 tackles for last three seasons as collegian.

Personal: Given name Michael James Malham . . . prep all-America tight end at Little Rock McClellan High . . . father is ASU's defensive coordinator . . . participated in Ford's PP&K program . . . hobbies include tennis, movies . . . resides in Jonesboro during off-season . . . has BS in mathematics.

ART MEADOWCROFT
Joined Bears: 1977, FA

Professional: Signed with Bears as free agent Feb. 8 . . . 1976 eighth round draft pick of Buffalo Bills . . . waived before start of regular season play.

44 / CHICAGO



MEADOWCROFT

Jackson State

Career stats	Tkls.	Solo	Asst.	Int./Yds./TD	Gms.
1974	102	57	45	5/65/0	8
1975	114	65	49	6/81/1	9
1976	144	89	55	3/57/0	9
Career	360	211	149	14/203/1	26

LEANELL JONES TE
Joined Bears: 1977, FA

6-3 1/2 230

Long Beach State
Born: 6/28/52, Oakland, Cal.

Professional: Signed with Bears as free agent March 3 . . . originally 9th round 1976 Detroit pick . . . waived Aug. 27, '76.

Collegiate: All PCAA pick after senior season at Long Beach . . . was junior college all-America pick at Laney (Oakland) JC in 1972 . . . had 31 receptions for 484 yards, 6 TDs at LBSU . . . was national JC scoring leader in '71 with 96 points on 16 TDs as fullback . . . named to all-Coast team as senior . . . MVP . . . missed '73 season with broken leg . . . has :04.6 speed.

Personal: Given name Leaneil Jones . . . nickname Nell . . . married (Gwendolyn) . . . attended Oakland Tech High starring in football, basketball and track (shot 56) . . . interested in youth probation work . . . JC Dean's List student . . . hobbies include rug making . . . has nine brothers and sisters . . . brother Len is assistant basketball coach at Oregon, brother Corneilus McCormick is AD at UC Davis . . . has BA in sociology.

Ark. State
Born: 3/2/53, Little Rock, Ark.

G 6-3 250

Minnesota

Born: 1/6/54, Baltimore, Md.

ROOKIE BIOGRAPHIES



SPIVEY



ZELENCIK

Collegiate: Three-year Minnesota letterman and two-year starter . . . started Gopher career as tight end . . . moved to guard as sophomore . . . led Gophers in playing time last two seasons . . . has put on 15 pounds since college days.

Personal: Given name Arthur Meadowcroft . . . married . . . resides during offseason in St. Paul . . . prepped at Baltimore Loyola High participating in football, basketball and lacrosse . . . toured England with U.S. Boys Club lacrosse team . . . named prep all-America tight end as senior with 44 receptions . . . majored in business.

MIKE SPIVEY

CB 6-0 196

Colorado

Joined Bears: 1977, D-2

Born: 3/10/54, Houston, Tx.

Professional: Bears second pick in '77 draft . . . fifth defensive back selected.

Collegiate: AP honorable all-America . . . AP all-Big Eight . . . had 57 career solo tackles, 44 career assists . . . had 5 career interceptions for 37 yards and one touchdown . . . two year starter, one as corner and two as rover back . . . vicious hitter with :04.3 speed . . . three-time letterman.

Personal: Given name Michael James Spivey . . . prepped at Aldine Carver (Houston) . . . was team captain and two-way player . . . bench press close to 350 . . . business major who ranked as a top student . . . helped form special olympics program in Boulder.

CONNIE ZELENCIK

C-G 6-4 245

Purdue

Joined Bears: 1977, D-11

Born: 4/3/55, Calumet City, Ill.

Professional: Eighth player selected by Bears in '77 draft.

Collegiate: First team all-Big Ten . . . AP, Football News honorable mention all-America . . . started every game last three years, had most playing time of any Boilermaker . . . played center, guard, tackle . . . from Alex Agase: "The best offensive guard I've ever coached" . . . ring-leader of FOOLS — fraternal order of offensive linemen . . . played in East-West game, Hula Bowl.

Personal: Given name Conrad James Zelencik . . . captained football, basketball, baseball squads at Thornton Fractional North High School . . . B plus average in Industrial Management.

PRONUNCIATION GUIDE

RB—Mike Adamle adam-LEE
 G-T—Ted Albrecht ALL-breck
 T—Lionel Antoine ANN-twan
 WR—Brian Baschnagel BASH-nagel
 LB—Ross Brupbacher BREW-bock-er
 LB—Doug Buffone buff-OWN
 DT—Nick Buonamici bwon-a-ME-chi
 DB—Terry Egerdahl egger-doll
 S—Gary Fencik FEN-sick
 LB—Bob Gregolunas greg-o-lune-us
 DE—Mike Hartenstine heart-in-stine
 DE—Gary Hrivnak RIV-nak
 T—Dan Jiggetts JIG-its
 TE—Doug Kingsriter KINGS-writer

TE—Greg Latta LAH-da
 KR—Virgil Livers LIE-vers
 LB—Mickey Malham mal-ham
 LB—Jerry Muckensturm muck-in-sterm
 RB—Johnny Musso MOO-so
 C—Dan Peiffer PIE-furr
 RB—Tommy Reamon RE-mon
 LB—Don Rives REE-ves
 DT—Ron Rydalch RYE-delch
 T—Jeff Sevy SEE-vee
 G—Revie Sorey REE-vee, SORR-ee
 CB—Mike Spivey spy-vee
 C-G—Connie Zelencik zell-en-sick

1976 AT A GLANCE

GAME ONE

BEARS 10 LIONS 3

At Chicago, September 12; Attendance 57,359

CHICAGO.....	0	0	7	3	-10
DETROIT.....	0	3	0	0	-3

LIONS — E. Mann, 27 FG
 BEARS — Musso, 3 run (Thomas kick)
 BEARS — Thomas, 27 FG

TEAM STATISTICS

	LIONS	BEARS
First Downs.....	15	12
Net Yards Gained.....	243	240
Net Yards Rushing.....	109	114
Net Yards Passing.....	134	126
Passes.....	35-15	17-8
Passes Intercepted By.....	0	0
Punts — Average.....	7-45.7	9-36.8
Fumbles — Lost.....	3-3	0-0
Penalties — Yards.....	7-43	8-65

RUSHING

BEARS — Harper, 7 for 21; Payton, 25 for 70; Adamle, 2 for 3; Musso, 6 for 19; Rather, 1 for 4; Avellini, 2 for -3.
 LIONS — Bussey, 8 for 24; King, 15 for 57; Reed, 3 for 23; Walton, 1 for 5.

PASSING

BEARS — Avellini, 7 of 16 for 120, 0 TDs, 0 int.; Parsons, 1 of 1 for 23, 0 TDs, 0 int.
 LIONS — Reed, 11 of 23 for 91, 0 TDs, 0 int.; Landry, 4 of 12 for 75, 0 TDs, 0 int.

RECEIVING

BEARS — Rather, 1 for 7; Schubert, 1 for 23; Harper, 1 for 3; Shanklin, 1 for -3; Latta, 2 for 87; Parsons, 1 for 9; Payton, 1 for 17.
 LIONS — J. D. Hill, 1 for 2; King, 5 for 42; Walton, 2 for 17; Jarvis, 4 for 85; D. Hill, 1 for 11; Franklin, 1 for 16; Thompson, 1 for -7.

GAME TWO

BEARS 19 49ers 12

At San Francisco, September 19; Attendance 46,699

CHICAGO.....	7	12	0	0	-19
SAN FRANCISCO.....	3	2	0	7	-12

BEARS — Payton, 20 run (Thomas kick)
 49ers — Mike-Mayer, 21 FG
 49ers — Safety, Payton tackled by Hart in end zone
 BEARS — Payton, 7 run (Thomas kick)
 BEARS — Safety, blocked punt by Adamle
 BEARS — Thomas, 35 FG
 49ers — Williams, 13 pass from Plunkett (Mike-Mayer kick)

TEAM STATISTICS

	49ers	BEARS
First Downs.....	16	15
Net Yards Gained.....	190	259
Net Yards Rushing.....	78	167
Net Yards Passing.....	112	92
Passes.....	29-19	16-8
Passes Intercepted By.....	2	1
Punts — Average.....	8/39.8	7/36.1
Fumbles — Lost.....	4-1	1-1
Penalties — Yards.....	10-72	3-13

RUSHING

BEARS — Payton, 28 for 148; Harper, 12 for 21; Musso, 1 for 3; Carter, 1 for 0; Adamle, 1 for -5.
 49ers — Jackson, 13 for 29; Williams, 16 for 25; Plunkett, 3 for 12; S. Johnson, 2 for 9; G. Washington, 1 for 3.

PASSING

BEARS — Avellini, 8 of 16 for 92, 0 TDs, 1 int.
 49ers — Plunkett, 19 of 29 for 173, 1 TD, 2 int.

RECEIVING

BEARS — Harper, 4 for 44; Payton, 3 for 13; Shanklin, 1 for 35.
 49ers — G. Washington, 5 for 34; Williams, 4 for 35; Jackson, 4 for 25; T. Mitchell, 3 for 49; McGee, 2 for 19; Obradovich, 1 for 11.

GAME THREE

BEARS 0 FALCONS 10

At Chicago, September 26; Attendance 56,969

CHICAGO.....	0	0	0	0	-0
ATLANTA.....	0	0	0	10	-10

FALCONS — Stanback, 3 run (Mike-Mayer kick)
 FALCONS — Mike-Mayer, 45 FG

TEAM STATISTICS

	FALCONS	BEARS
First Downs.....	19	10
Net Yards Gained.....	270	226
Net Yards Rushing.....	137	116
Net Yards Passing.....	133	110
Passes.....	32-14	22-10
Passes Intercepted By.....	0	3
Punts — Average.....	6-33.7	5-40.4
Fumbles — Lost.....	0-0	3-3
Penalties — Yards.....	2-15	4-30

RUSHING

BEARS — Harper, 8 for 42; Payton, 23 for 86; Baschnagel, 1 for -12.
 FALCONS — Bean, 22 for 81; Thompson, 5 for 24; Stanback, 12 for 31; Collins, 1 for 5; Bartkowski, 3 for -4.

1976 AT A GLANCE

PASSING

BEARS — Avellini, 10 of 22 for 110, 0 TDs, 3 int.
 FALCONS — Bartkowski, 14 of 32 for 164, 0 TDs, 0 int.

RECEIVING

BEARS — Baschnagel, 2 for 45; Harper, 4 for 24; Latta, 2 for 31; Rather, 1 for 7; Payton, 1 for 3.
 FALCONS — Jenkins, 3 for 40; Thompson, 2 for 18; Bean, 3 for 26; Stanback, 4 for 36; Mitchell, 1 for 26; Gilliam, 1 for 18.

GAME FOUR

BEARS 33 REDSKINS 7

At Chicago, October 3; Attendance, 53,359

CHICAGO..... 10 10 7 6 —33
 WASHINGTON..... 0 0 0 7 —7
 BEARS — Avellini, 4 run (Thomas kick)
 BEARS — Thomas, 47 FG
 BEARS — Scott, 6 pass from Avellini (Thomas kick)
 BEARS — Thomas, 34 FG
 BEARS — Payton, 10 run (Thomas kick)
 BEARS — Thomas, 39 FG
 BEARS — Thomas, 35 FG
 REDSKINS — J. Smith, 1 pass from Theisman (Mosely kick)

TEAM STATISTICS

	REDSKINS	BEARS
First Downs.....	10	25
Net Yards Gained.....	119	392
Net Yards Rushing.....	80	260
Net Yards Passing.....	39	132
Passes.....	21-10	20-10
Passes Intercepted By.....	3	0
Punts — Average.....	7-39.7	5-38.0
Fumbles — Lost.....	3-3	1-0
Penalties — Yards.....	7-51	13-147

RUSHING

BEARS — Harper, 9 for 47; Payton, 18 for 104; Avellini, 3 for 23; Adamle, 12 for 40; Musso, 12 for 34; Schreiber, 3 for 12.
 REDSKINS — Riggins, 4 for 20; Hill, 13 for 41; L. Brown, 3 for 8; Theisman, 2 for 11.

PASSING

BEARS — Avellini, 9 of 19 for 116, 1 TD, 0 int.; Carter, 1 of 1 for 16, 0 TDs, 0 int.
 REDSKINS — Kilmer, 4 of 6 for 23, 0 TDs, 0 int.; Theisman, 6 of 15 for 60, 1 TD, 3 int.

RECEIVING

BEARS — Baschnagel, 3 for 35; Harper, 1 for 12; Latta, 3 for 37; Scott, 2 for 32; Schreiber, 1 for 16.
 REDSKINS — Grant, 3 for 38; Riggins, 2 for 9; L. Brown, 2 for 13; J. Smith, 2 for 15; Hill, 1 for 8.

GAME FIVE

BEARS 19 VIKINGS 20

At Bloomington, October 10; Attendance, 48,446

CHICAGO..... 0 0 13 6 —19
 MINNESOTA..... 7 10 0 3 —20
 BEARS — Foreman, 5 run (Cox kick)
 VIKINGS — Cox, 29 FG
 VIKINGS — Foreman, 1 run (Cox kick)
 BEARS — Payton, 13 run (Thomas kick)
 BEARS — Payton, 11 run (Kick blocked)
 VIKINGS — Cox, 39 FG
 BEARS — Harper, 7 run (Kick failed)

TEAM STATISTICS

	VIKINGS	BEARS
First Downs.....	16	19
Net Yards Gained.....	287	329
Net Yards Rushing.....	111	235
Net Yards Passing.....	176	94
Passes.....	30-18	20-13
Passes Intercepted By.....	0	1
Punts — Average.....	8-30.8	7-22.1
Fumbles — Lost.....	3-2	3-1
Penalties — Yards.....	7-67	11-90

RUSHING

BEARS — Payton, 19 for 141; Harper, 16 for 93; Adamle, 4 for —1; Musso, 1 for 2.
 VIKINGS — Foreman, 23 for 63; McClanahan, 12 for 52; Tarkenton, 5 for —4.

PASSING

BEARS — Avellini, 13 of 20 for 116, 0 TDs, 1 int.
 VIKINGS — Tarkenton, 18 of 30 for 210, 0 TDs, 0 int.

RECEIVING

BEARS — Latta, 3 for 17; Payton, 4 for 42; Rather, 2 for 13; Scott, 4 for 44.
 VIKINGS — Rashad, 7 for 109; S. White, 5 for 65; McClanahan, 6 for 36.

GAME SIX

BEARS 12 RAMS 20

At Los Angeles, October 17; Attendance, 76,651

CHICAGO..... 0 5 7 0 —12
 LOS ANGELES..... 10 0 0 10 —20
 RAMS — Dempsey, 44 FG
 RAMS — Klein, 10 pass from Haden (Dempsey kick)
 BEARS — Thomas, 42 FG
 BEARS — Safety, Musso blocked Rams punt
 BEARS — Payton, 17 run (Thomas kick)
 RAMS — McCutcheon, 18 run (Dempsey kick)
 RAMS — Dempsey, 37 FG

1976 AT A GLANCE

TEAM STATISTICS

	RAMS	BEARS
First Downs.....	17	14
Net Yards Gained.....	279	325
Net Yards Rushing.....	185	173
Net Yards Passing.....	94	152
Passes.....	22-8	31-14
Passes Intercepted By.....	2	3
Punts — Average.....	6-27.3	7-39.6
Fumbles — Lost.....	2-2	1-1
Penalties — Yards.....	5-34	13-98

RUSHING

BEARS — Payton, 27 for 145; Harper, 8 for 9; Musso, 3 for 10; Avellini, 2 for 12; Latta, 1 for —3.
RAMS — Cappelletti, 18 for 73; McCutcheon, 26 for 96; Haden, 1 for 1; H. Jackson, 1 for 15.

PASSING

BEARS — Avellini, 14 of 31 for 152, 0 TDs, 3 int.
RAMS — Haden, 2 of 3 for 18, 1 TD, 0 int; Jaworski, 6 of 19 for 109, 0 TDs, 2 int.

RECEIVING

BEARS — Harper, 8 for 81; Scott, 3 for 50; Latta, 2 for 15; Rather, 1 for 6.
RAMS — Cappelletti, 2 for 21; McCutcheon, 1 for 7; Jessie, 3 for 76; H. Jackson, 1 for 5; Klein, 1 for 15; Harrah, 0 for 3.

GAME SEVEN

BEARS 21 COWBOYS 31

At Dallas, October 24; Attendance, 64,902

CHICAGO.....	0	7	14	0	-21
DALLAS.....	3	14	7	7	-31
COWBOYS — Herrera, 22 FG					
COWBOYS — Staubach, 4 run (Herrera kick)					
BEARS — Payton, 1 run (Thomas kick)					
COWBOYS — D. Pearson, 4 pass from Staubach (Herrera kick)					
COWBOYS — D. Pearson, 15 pass from D. White (Herrera kick)					
BEARS — Hartenstine, 12 interception return (Thomas kick)					
BEARS — Musso, 2 run (Thomas kick)					
COWBOYS — P. Pearson, 6 pass from D. White (Herrera kick)					

TEAM STATISTICS

	COWBOYS	BEARS
First Downs.....	29	8
Net Yards Gained.....	529	110
Net Yards Rushing.....	241	93
Net Yards Passing.....	288	17
Passes.....	31-19	16-6
Passes Intercepted By.....	2	0

Punts — Average.....	4-37.2	9-41.3
Fumbles — Lost.....	1-1	1-0
Penalties — Yards.....	9-86	8-83

RUSHING

BEARS — Avellini, 1 for 0; Payton, 17 for 41; Harper, 4 for 27; Adamle, 3 for 19; Musso, 3 for 6.
COWBOYS — Newhouse, 11 for 38; P. Pearson, 9 for 48; Dennison, 14 for 62; DuPree, 1 for 13; Staubach, 3 for 6; Laidlaw, 12 for 56; White, 3 for 13; Young, 2 for 5.

PASSING

BEARS — Avellini, 6 of 16 for 54, 0 TDs, 0 int.
COWBOYS — Staubach, 12 of 21 for 162, 1 TD, 0 int.; White, 7 of 10 for 145, 2 TDs, 2 int.

RECEIVING

BEARS — Baschnagel, 1 for 6; Scott, 1 for 7; Payton, 1 for 24; Musso, 2 for 11; Adamle, 1 for 6.
COWBOYS — Richards, 2 for 78; D. Pearson, 6 for 64; DuPree, 2 for 42; P. Pearson, 6 for 90; Laidlaw, 2 for 24; Newhouse, 1 for 9.

GAME EIGHT

BEARS 14 VIKINGS 13

At Chicago, October 31; Attendance, 57,359

CHICAGO.....	7	0	0	7	-14
MINNESOTA.....	0	3	3	7	-13
BEARS — Payton, 39 run (Thomas kick)					
VIKINGS — Cox, 24 FG					
VIKINGS — Cox, 24 FG					
BEARS — Musso, 3 run (Thomas kick)*					
VIKINGS — Tarkenton, 2 run (Cox kick)					

TEAM STATISTICS

	VIKINGS	BEARS
First Downs.....	23	7
Net Yards Gained.....	354	173
Net Yards Rushing.....	106	135
Net Yards Passing.....	248	38
Passes.....	46-24	13-4
Passes Intercepted By.....	2	0
Punts — Average.....	7-28.3	8-35.4
Fumbles — Lost.....	1-0	4-1
Penalties — Yards.....	5-47	8-66

RUSHING

BEARS — Harper, 6 for 31; Payton, 15 for 67; Adamle, 3 for 8; Avellini, 1 for 0; Musso, 8 for 29.
VIKINGS — McClanahan, 17 for 60; Foreman, 17 for 35; Miller, 2 for 6; Tarkenton, 2 for 5.

PASSING

BEARS — Avellini, 3 of 12 for 34, 0 TDs, 0 int.; Parsons, 1 of 1 for 25, 0 TDs, 0 int.
VIKINGS — Tarkenton, 24 of 46 for 272, 0 TDs, 1 int.

1976 AT A GLANCE

RECEIVING

BEARS — Scott, 2 for 40; Harper, 1 for —6; Schubert, 1 for 25.

VIKINGS — S. White, 2 for 28; Craig, 1 for 13; Grim, 3 for 36; Foreman, 8 for 72; Miller, 3 for 23; McClanahan, 4 for 23; Voight, 3 for 77.

* Musso fumbled on 1 yard line and recovered in end zone.

GAME NINE

BEARS 27 RAIDERS 28

At Chicago, November 7; Attendance, 57,359

CHICAGO..... 7 0 20 0 —27

RAIDERS..... 0 14 7 7 —28

BEARS — Payton, 5 run (Thomas kick)

RAIDERS — Casper, 17 pass from Stabler (Mann kick)

RAIDERS — Branch, 75 pass from Stabler (Mann kick)

RAIDERS — Davis, 2 run (Mann kick)

BEARS — Scott, 36 pass from Avellini (Thomas kick)

BEARS — Payton, 12 run (Holder Huff fumbled snap)

BEARS — Payton, 2 run (Thomas kick)

RAIDERS — Branch, 49 pass from Stabler (Mann kick)

TEAM STATISTICS

	RAIDERS	BEARS
First Downs.....	13	20
Net Yards Gained.....	322	365
Net Yards Rushing.....	118	181
Net Yards Passing.....	204	184
Passes.....	17-11	18-10
Passes Intercepted By.....	0	1
Punts — Average.....	6-36.6	7-32.7
Fumbles — Lost.....	2-2	1-1
Penalties — Lost.....	5-55	6-51

RUSHING

BEARS — Harper, 17 for 66; Payton, 36 for 97; Avellini, 1 for 15; Scott, 1 for 3.

RAIDERS — Davis, 10 for 53; Banaszak, 3 for 2; van Eeghen, 12 for 62; Garrett, 1 for 4; Stabler, 1 for —3.

PASSING

BEARS — Avellini, 10 of 18 for 204, 1 TD, 1 int.

RAIDERS — Stabler, 11 of 17 for 234, 3 TDs, 0 int.

RECEIVING

BEARS — Scott, 3 for 76; Baschnagel, 3 for 56; Schubert, 1 for 10; Latta, 1 for 22; Harper, 1 for 36; Payton, 1 for 4.

RAIDERS — van Eeghen, 1 for 21; Branch, 5 for 163; Davis, 2 for 15; Casper, 1 for 17; Biletnikoff, 2 for 18.

GAME TEN

BEARS 24 PACKERS 13

At Chicago, November 14; Attendance, 57,359

CHICAGO..... 14 0 7 3 —24

GREEN BAY..... 0 10 3 0 —13

BEARS — Payton, 2 rush (Thomas kick)

BEARS — Adamle, 4 pass from Avellini (Thomas kick)

PACKERS — Payne, 27 pass from Dickey (Marcol kick)

PACKERS — Marcol, 19 FG

PACKERS — Marcol, 27 FG

BEARS — Harper, 16 rush (Thomas kick)

BEARS — Thomas, 46 FG

TEAM STATISTICS

	PACKERS	BEARS
First Downs.....	16	16
Net Yards Gained.....	261	249
Net Yards Rushing.....	82	202
Net Yards Passing.....	179	47
Passes.....	28-15	19-9
Passes Intercepted By.....	1	2
Punts — Average.....	4-35.3	6-42.7
Fumbles — Lost.....	5-3	0-0
Penalties — Yards.....	6-54	12-96

RUSHING

BEARS — Harper, 13 for 62; Payton, 18 for 109; Musso, 10 for 38; Scott, 1 for —7; Adamle, 2 for 5; Latta, 1 for —5.

PACKERS — Torkelson, 7 for 20; Brockington, 17 for 71; Harrell, 9 for —9.

PASSING

BEARS — Avellini, 9 of 19 for 79, 1 TD, 2 int.

PACKERS — Dickey, 13 of 24 for 181, 1 TD, 1 int; Brown, 2 of 4 for 24, 0 TDs, 0 int.

RECEIVING

BEARS — Payton, 1 for —2; Latta, 4 for 40; Adamle, 1 for 4; Scott, 1 for 8; Harper, 1 for 20; Musso, 1 for 9.

PACKERS — Odum, 6 for 92; Brockington, 1 for 20; Harrell, 1 for 8; Payne, 3 for 51; Torkelson, 1 for 4; McGeorge, 1 for 6; O. Smith, 2 for 24.

GAME ELEVEN

BEARS 10 LIONS 14

At Detroit, November 21; Attendance, 80,638

CHICAGO..... 7 0 0 3 —10

DETROIT..... 0 14 0 0 —14

BEARS — Scott, 50 pass from Avellini (Thomas kick)

LIONS — Walton, 28 pass from Landry (Ricardo kick)

1976 AT A GLANCE

LIONS — Jarvis, 6 pass from Landry (Ricardo kick)
BEARS — Thomas, 46 FG

TEAM STATISTICS

	LIONS	BEARS
First Downs.....	23	11
Net Yards Gained.....	349	221
Net Yards Rushing.....	203	111
Net Yards Passing.....	146	110
Passes.....	26-15	29-8
Passes Intercepted By.....	2	1
Punts — Average.....	6-40.7	8-43.7
Fumbles — Lost.....	2-2	1-0
Penalties — Yards.....	4-32	11-79

RUSHING

BEARS — Payton, 17 for 40; Harper, 10 for 64; Avellini, 2 for 7.

LIONS — Gaines, 19 for 94; Bussey, 9 for 57; Landry, 7 for 36; B. Thompson, 6 for 16.

PASSING

BEARS — Avellini, 8 of 29 for 133, 1 TD, 1 int.
LIONS — Landry, 15 of 26 for 187, 2 TDs, 2 int.

RECEIVING

BEARS — Scott, 4 for 78; Payton, 1 for 18; Schubert, 1 for 16; Baschnagel, 1 for 12; Harper, 1 for 9.
LIONS — Jarvis, 4 for 48; Bussey, 4 for 45; C. Sanders, 3 for 42; B. Thompson, 2 for 24; Walton, 1 for 28; Gaines, 1 for 0.

GAME TWELVE

BEARS 16 PACKERS 10

At Green Bay, November 28; Attendance, 56,267

CHICAGO.....	10	0	3	3	-16
PACKERS.....	0	3	7	0	-10
BEARS — Thomas, 40 FG					
BEARS — Scott, 49 pass from Avellini (Thomas kick)					
PACKERS — Marcol, 45 FG					
PACKERS — Payne, 11 pass from Brown (Marcol kick)					
BEARS — Thomas, 11 FG					
BEARS — Thomas, 25 FG					

TEAM STATISTICS

	PACKERS	BEARS
First Downs.....	11	15
Net Yards Gained.....	259	273
Net Yards Rushing.....	82	201
Net Yards Passing.....	177	72
Passes.....	25-9	12-7
Passes Intercepted By.....	2	0
Punts — Average.....	4-34.5	5-36.2
Fumbles — Lost.....	5-2	4-3
Penalties — Yards.....	5-40	4-40

RUSHING

BEARS — Harper, 14 for 57; Payton, 27 for 110; Adamle, 4 for 8; Avellini, 4 for 3; Musso, 4 for 29.
PACKERS — Brockington, 13 for 15; Harrell, 3 for 18; Torkelson, 8 for 19; Brown, 4 for 22; Johnson, 2 for 5; Osborn, 1 for 3.

PASSING

BEARS — Avellini, 7 of 12 for 97, 1 TD, 0 int.
PACKERS — Brown, 5 of 17 for 125, 1 TD, 2 int.; Johnson, 4 of 8 for 64, 0 TD, 0 int.

RECEIVING

BEARS — Harper, 4 for 26; Scott, 3 for 71.
PACKERS — Smith, 4 for 121; Payne, 3 for 28; McGeorge, 2 for 40.

GAME THIRTEEN

BEARS 34 SEAHAWKS 7

At Seattle, December 5; Attendance, 64,735

CHICAGO.....	0	6	21	7	-34
SEATTLE.....	0	7	0	0	-7
BEARS — Musso, 2 run (Kick failed)					
SEAHAWKS — McMakin, 14 pass from Zorn (Leyboldt kick)					
BEARS — Scott, 63 pass from Avellini (Thomas kick)					
BEARS — Scott, 30 pass from Avellini (Thomas kick)					
BEARS — Harper, 39 pass from Avellini (Thomas kick)					
BEARS — Burks, 55 pass from Carter (Thomas kick)					

TEAM STATISTICS

	SEAHAWKS	BEARS
First Downs.....	16	22
Net Yards Gained.....	509	286
Net Yards Rushing.....	105	262
Net Yards Passing.....	181	247
Passes.....	34-15	28-14
Passes Intercepted By.....	3	1
Punts — Average.....	7-37.1	5-43.8
Fumbles — Lost.....	4-2	0-0
Penalties — Yards.....	8-58	8-79

RUSHING

BEARS — Payton, 27 for 183; Harper, 10 for 35; Musso, 6 for 23; Adamle, 2 for 16; Schreiber, 1 for 3; Parsons, 1 for 2.
SEAHAWKS — Smith, 15 for 71; Testerman, 5 for 30; McKinnis, 1 for 2; Zorn, 2 for 2.

PASSING

BEARS — Avellini, 12 of 24 for 209, 3 TDs, 1 int.; Carter, 2 of 4 for 61, 1 TD, 0 int.
SEAHAWKS — Zorn, 15 of 34 for 188, 1 TD, 3 int.

RECEIVING

BEARS — Scott, 3 for 106; Harper, 3 for 42; Payton,

1976 AT A GLANCE

2 for 30; Adamle, 2 for 18; Baschnagel, 2 for 14; Burks, 1 for 55; Latta, 1 for 5.
SEAHAWKS — Largent, 4 for 47; McMarin, 3 for 54; McCullum, 2 for 32; Howard, 2 for 28; Smith, 2 for 17; Testerman, 2 for 10.

Net Yards Rushing.....	356	116
Net Yards Passing.....	97	56
Passes.....	25-8	17-2
Passes Intercepted By.....	5	2
Punts — Average.....	4-26.0	11-32.5
Fumbles — Lost.....	2-1	4-2
Penalties — Yards.....	6-35	5-47

GAME FOURTEEN

BEARS 14 BRONCOS 28

At Chicago, December 12; Attendance 57,359

CHICAGO.....	7	7	0	0	-14
DENVER.....	0	0	7	21	-28

BEARS — Ellis, 22 pass interception from Penrose (Thomas kick)

BEARS — Payton, 21 run (Thomas kick)

BRONCOS — Keyworth, 13 pass from Weese (Turner kick)

BRONCOS — Upchurch, 19 run (Turner kick)

BRONCOS — Armstrong, 11 run (Turner kick)

BRONCOS — Odoms, 12 run (Turner kick)

TEAM STATISTICS

	BRONCOS	BEARS
First Downs.....	26	5
Net Yards Gained.....	453	172

RUSHING

BEARS — Payton, 14 for 49; Harper, 13 for 50; Musso, 3 for 13; Avellini, 1 for 4.

BRONCOS — Keyworth, 6 for 16; Armstrong, 26 for 116; Perrin, 8 for 37; Weese, 12 for 120; Kiick, 4 for 31; Upchurch, 2 for 24; Odoms, 1 for 12.

PASSING

BEARS — Avellini, 2 of 17 for 64; 0 TDs, 2 int.; Carter, 0 of 0 for 0, 0 TDs, 0 int.

BRONCOS — Penrose, 1 of 3 for 9, 0 TDs, 1 int.; Weese, 7 of 22 for 98, 1 TD, 4 int.

RECEIVING

BEARS — Baschnagel, 1 for 58; Musso, 1 for 6.

BRONCOS — Dolbin, 1 for 9; Upchurch, 2 for 42; Odoms, 1 for 19; Armstrong, 2 for 23; Perrin, 1 for 1; Keyworth, 1 for 13.

Brian Piccolo Award

Since the 1970 season, the Chicago Bears have presented one of their rookies with the Brian Piccolo Award.

Bear veterans vote the award to the rookie who best exemplifies the courage, loyalty, teamwork, dedication and sense of humor of the late Brian Piccolo.

A running back who died of cancer June 16, 1970. Piccolo was in his fourth season with the club when forced from the lineup because of the malignancy. He was 26 years old when he died and left a wife and three daughters, and legions of friends.

Piccolo played the first nine games of the '69 season when a persistent cough led to a chest x-ray that revealed the cancer.

He signed with the Bears as a free agent following the '64 collegiate season. As a senior at Wake Forest, Piccolo led the nation in scoring (111) and rushing (1,044).

He missed his first season with the Bears because of a leg injury suffered in a college all-star game.

In 1966, he became the alternate for Gale Sayers, his roommate on road trips.

The 1976 winner (the seventh) Brian Baschnagel came to the Bears as a third round draft choice out of Ohio State.

The Piccolo Award winners:

1976	Wide Receiver Brian Baschnagel
1975	Running Back Roland Harper
1974	Tight End Fred Pagac
1973	Defensive Tackle Wally Chambers
1972	Defensive Tackle Jim Osborne
1971	Safety Jerry Moore
1970	Guard Glen Holloway

1976 STATISTICS

Date	Score	Attendance	Rushing	Mt.	Yds.	Avg.	LG	TD
S 12 (S)	Bears 10, Lions 3	57,359	Payton	311	1390	4.5	60	13
S 19 (SF)	Bears 19, 49ers 12	46,699	Harper	147	625	4.3	28	2
S 26 (S)	Falcons 10, Bears 0	56,969	Musso	57	200	3.5	11	4
O 3 (S)	Bears 33, Redskins 7	57,359	Adams	33	93	2.8	12	0
O 10 (M)	Vikings 20, Bears 19	48,446	Avellini	18	58	3.2	15	1
O 17 (LA)	Rams 20, Bears 12	76,651	Schreiber	4	15	3.8	11	0
O 24 (DA)	Cowboys 31, Bears 21	64,902	Ratner	1	4	4.0	4	0
O 31 (S)	Bears 14, Vikings 13	57,359	Parsons	1	2	2.0	2	0
N 7 (S)	Raiders 28, Bears 27	57,359	Carter	1	0	0.0	0	0
N 14 (S)	Bears 24, Packers 13	57,359	Scott	2	—4	—2.0	3	0
N 21 (P)	Lions 14, Bears 10	80,638	Latta	2	—8	—4.0	—3	0
N 28 (GB)	Bears 16, Packers 10	56,267	Baschnagel	1	—12	—12.0	—12	0
D 5 (SE)	Bears 34, Seahawks 7	64,735	BEARS TOTAL	578	2363	4.1	60	20
D 12 (S)	Broncos 28, Bears 14	57,359	Opp Total	522	1984	3.8	31	10

Score By Periods	1	2	3	4	X	Total	Scoring	TDR	TDP	TDrt	FG	PAT	TP
BEARS	69	47	99	38	0	253	Payton	13	0	0	0/0	0/0	78
Opponents	23	80	34	79	0	216	Thomas	0	0	0	12/25	27/30	63

Team Statistics	Bears	Opp.	Scoring	TDR	TDP	TDrt	FG	PAT	TP
TOTAL FIRST DOWNS	201	249	Payton	13	0	0	0/0	0/0	78
Rushing	115	103	Thomas	0	0	0	12/25	27/30	63
Passing	67	128	Scott	0	6	0	0/0	0/0	36
Penalty	19	18	Musso	4	0	0	0/0	0/0	26
Third Down Efficiency	70/212	80/222	Harper	2	1	0	0/0	0/0	18
TOTAL NET YARDS	3843	4201	Adams	0	1	0	0/0	0/0	8
Avg. Per Game	274.5	300.1	Avellini	1	0	0	0/0	0/0	6
Total Plays	880	971	Hartenstine	0	0	1	0/0	0/0	6
Avg. Per Play	4.4	4.3	Burks	0	1	0	0/0	0/0	6
NET YARDS RUSHING	2363	1984	Ellis	0	0	1	0/0	0/0	6
Avg. Per Game	168.8	141.7	BEARS TOTAL	20	9	2	12/25	27/31	253
Total Rushes	578	522	Opp Total	10	15	0	13/25	25/25	216
Avg. Per Rush	4.1	3.8							

Team Statistics	Bears	Opp.	Interceptions	No.	Yds.	Avg.	LG	TD
NET YARDS PASSING	1480	2217	Brupbacher	7	49	7.0	25	0
Avg. Per Game	105.7	158.4	Ellis	6	47	7.8	22	1
Tackled/Yards Lost	24/225	49/395	Plank	4	31	7.8	15	0
Gross Yards	1705	2612	Livers	3	34	11.3	18	0
Attempts/Completions	278/123	401/200	Bryant	2	6	3.0	3	0
Pct. of Completions	44.2	49.9	Clemons	1	28	28.0	28	0
Had Intercepted	15	24	Chambers	1	8	8.0	8	0
PUNTS/AVERAGE	100/37.3	85/36.3	Hartenstine	0	12	12.0	12	1
NET PUNTING AVERAGE	31.7	31.0	BEARS TOTAL	24	215	9.0	28	2
PUNT RETURNS/AVERAGE	43/6.3	44/7.9	Opp Total	15	213	14.2	67	0
KICKOFF RETURNS/AVERAGE	51/21.3	54/17.9						

Team Statistics	Bears	Opp.	Kickoff Returns	No.	Yds.	Avg.	LG	TD
MISC. RETURN/AVERAGE	6/2.8	5/0.6	Baschnagel	29	754	26.0	48	0
INTERCEPTIONS/AVG. RETURN	24/9.0	15/14.2	Adams	11	179	16.3	30	0
PENALTIES/YARDS	114/984	87/699	Harper	6	119	19.8	30	0
FUMBLES/BALL LOST	24/13	37/23	Livers	1	14	14.0	14	0
TOUCHDOWNS	31	25	Musso	2	18	9.0	17	0
Rushing	20	10	Schubert	1	3	3.0	3	0
Passing	9	15	Payton	1	0	0.0	0	0
Returns	2	0	BEARS TOTAL	51	1087	21.3	48	0
EXTRA POINTS/ATTEMPTS	27/31	25/25	Opp Total	54	969	17.9	38	0
FIELD GOALS/ATTEMPTS	12/25	13/25						
TOTAL POINTS	253	216						

1976 STATISTICS

Passing	Att.	Comp.	Yds.	Pct.	Avg.	TD	Pct./TD	Int.	Pct./Int.	LG	Lost/Att.	Rate
Avellini	271	118	1580	43.5	5.83	8	3.0	15	5.5	63	24/225	49.7
Carter	5	3	77	60.0	15.40	1	20.0	0	0.0	55	0/0	145.0
Parsons	2	2	48	100.0	24.00	0	0.0	0	0.0	25	0/0	119.0
BEARS TOTAL	278	123	1705	44.2	6.13	9	3.2	15	5.4	63	24/225	52.6
Opp. Total	401	200	2612	49.9	6.51	15	3.7	24	6.0	75	49/395	58/1

Receiving	No.	Yds.	Avg.	LG	TD	Punt Returns	No.	FC	Yds.	Avg.	LG	TD
Harper	29	291	10.0	39	1	Livers	28	0	205	7.3	51	0
Scott	26	512	19.7	63	6	Schubert	11	5	60	5.5	14	0
Latta	18	254	14.1	58	0	Adams	1	0	2	2.0	2	0
Payton	15	149	9.9	34	0	Baschnagel	2	1	2	1.0	3	0
Baschnagel	13	226	17.4	58	0	Knox	1	0	0	0.0	0	0
Rather	5	33	6.6	7	0	BEARS TOTAL	43	6	269	6.3	51	0
Schubert	4	74	18.5	25	0	Opp. Total	44	20	346	7.9	45	0
Adams	4	28	7.0	12	1							
Musso	4	26	6.5	9	0							
Shanklin	2	32	16.0	35	0	Punting	No.	Yds.	Avg.	TB	IN 20	LG
Burks	1	55	55.0	55	1	Parsons	99	3726	37.6	8	20	62
Schreiber	1	16	16.0	16	0	BEARS TOTAL	100	3726	37.3	8	20	62
Parsons	1	9	9.0	9	0	Opp. Total	85	3085	36.3	9	17	69
BEARS TOTAL	123	1705	13.9	63	9							
Opp. Total	200	2612	13.1	75	15							

Bob Thomas FIELD GOALS (good, b blocked)

Field Goals	1-19	20-29	30-39	40-49	50+
Thomas	0-0	3-3	4-6	5-11	0-5
Opp. Total	1-1	7-8	2-8	3-7	0-1

(51, 27) (45, 35) (45) (47, 34, 39, 35) (50, 42, 48, 42) () (40) (33, 31) (46) (52, 46) (42, 25, 22) (45, 51) ()

Opponents (27, 31) (21) (38, 38, 49, 38, 45) () (29, 39) (44, 52, 37) (22) (24, 24) (43) (37, 19, 27) (48) (45, 40, 31) () (27)

Player	Total	Solo	Assist	Fum Rec.	Pass Def.	Force Fum	Blk. Kick	Tackled For Loss	Sacks Yds.
Rives	165	112	53	2	5	3	0	5/8	3/12
Clemens	130	94	36	1	6	2	0	2/3	0/0
Plank	130(2)	90(2)	40(0)	4	12	4	0	1/1	0/0
Bryant	115	80	35	2	7	2	0	11/47	3/15
Chambers	102	80	22	0	1	3	0	9/27	8/70
Hartenstine	86	56	30	3	5	1	0	6/15	3/25
Osborne	79	59	20	0	2	2	0	7/14	15/129
Rydalch	70	53	17	1	0	1	0	3/6	7/51
Brupbacher	65	45	20	3	10	1	0	6/8	15/185
Eltis	64	58	6	0	11	1	0	0/0	0/0
Livers	49(4)	45(2)	4(2)	0	10	1	0	0/0	0/0
Stilwell	27	17	10	2	1	0	1	1/3	55/51
Meyers	18	13	5	0	0	1	0	0/0	25/15
Hicks	17(16)	10(9)	7(7)	0	0	0	0	0/0	0/0
Berry	7	3	4	0	0	0	0	0/0	05/1
Buffone	5	3	2	0	1	1	0	0/0	0/0

Special Teams Tackles: (Hicks, Plank, & Livers special team tackles listed above)

Knox	26	14	12	2	0	1	1	0/0	0/0
Schubert	25	8	17	0	0	0	1	0/0	0/0
Adams	19	10	9	2	0	0	2	0/0	0/0
Fencik	15	9	6	1	0	0	0	0/0	0/0
Baschnagel	15	6	9	0	0	0	0	0/0	0/0
Schreiber	13	5	8	0	0	0	0	0/0	0/0
Muckensturm	12	5	7	0	0	0	0	0/0	0/0
Musso	10	7	3	1	0	0	1	0/0	0/0

VETERAN ROSTER ANALYSIS

FROM THE 1968 DRAFT (Indicates round)

LB Doug Buffone (4).

FROM THE 1972 DRAFT

T Lionel Antoine (1); S Craig Clemons (1); RB Johnny Musso (3); TE-P Bob Parsons (5); DT Jim Osborn

FROM THE 1973 DRAFT

DT Wally Chambers (1); QB Gary Huff (2); DT-DE Gary Hrivnak (2); CB Allan Ellis (5); MLB Don Rives

FROM THE 1974 DRAFT

LB Waymond Bryant (1); T Jeff Sevy (12).

FROM THE 1975 DRAFT

RB Walter Payton (1); DE Mike Hartenstein (2); CB-PR Virgil Livers (4); G Revie Sorey (5); QB Bob Av (6); LB Tom Hicks (6); DE Roger Stillwell (9); S Doug Plank (12); RB Roland Harper (17).

FROM THE 1976 DRAFT

T Dennis Lick (1); WR-KR Brian Baschnagel (3); T Dan Jiggetts (6); LB Jerry Muckensturm (7); LB M Malham (17).

SIGNED AS FREE AGENTS

1974 — S Bill Knox

1975 — C Dan Peiffer, WR Steve Schubert, QB Virg Carter, C-G Dan Neal

1976 — LB Ross Brupbacher, S Gary Fencik, DE-DT Jerry Meyers, WR James Scott, WR Randy Burk
Bob Bruer.

OBTAINED IN PLAYER TRADES

1974 — WR Bo Rafter (Miami).

1975 — TE Greg Latta (Baltimore); G Noah Jackson (Baltimore); WR Ron Shanklin (Pittsburgh); RB

Adamle (N.Y. Jets); DT Ron Rydalch (N.Y. Jets).

1976 — DE Royce Berry (Cincinnati); RB Larry Schreiber (San Francisco).

CLAIMED AND PURCHASED VIA WAIVERS

1975 — K Bob Thomas (Los Angeles).

1976 — CB Terry Schmidt (New Orleans); C John Ward (Tampa Bay).

Recent Bear Trades

1977

Date	Bears Obtained	From	For
4/13	2 '77 6th round picks	Buccaneers	QB Gary Huff
5/2	RB Tommy Reamon	Chiefs	6th round pick
5/3	QB Mike Phipps	Browns	4th round '77 pick 1st round '78 pick

1976

Date	Bears Obtained	From	For
4/8	'76 1st Round Pick (Dennis Lick)	Lions	'76 1st & 3rd Picks
5/12	DE Royce Berry	Bengals	Conditional Pick
5/20	RB Eddie Moss	Cardinals	Undisclosed Pick

1975

1/28	RB Cid Edwards	Chargers	'75 3rd Round Draft Choice
1/28	G Noah Jackson	Colts	'75 7th Round, '76 5th Round Choice
1/28	TE Greg Latta	Colts	'75 3rd & 7th Round Draft Choice
1/28	Draft Choice (Tom Hicks)	Chargers	RB Jim Harrison
4/7	CB Nemiah Wilson	Raiders	Undisclosed Draft Choice
4/22	G Mark Nordquist	Eagles	'76 9th Round Choice
7/28	WR John Carroll	Chargers	Undisclosed Draft Choice
7/30	Undisclosed Draft Pick	Bills	K Mike Dean
7/30	C Wesley Miller	Cardinals	DT Greg Wojcik
8/5	Cash	Jets	QB Joe Barnes & TE Fred Pagac
8/8	DE John Ricca	Jets	Undisclosed Draft Choice
8/13	C John Didion	Saints	Undisclosed Draft Choice
8/25	WR Ron Shanklin	Steelers	Undisclosed Draft Choice
9/3	WR Bob Grim & Draft Choice	Giants	DT Dave Gallagher
9/4	CB Ted Vactor	Redskins	'76 10th Round Choice
9/9	RB Mike Adamle	Jets	RB Carl Garrett
	DT Ron Rydalch & '76 4th Round		

Recent Bear Drafts 1977

1. G Ted Albrecht (California), 2. CB Mike Spivey (Colorado), 3. RB Robin Earl (Washington), 4. to Cleveland, 5. to Oakland, 6. QB Vince Evans (USC), 7. WR Gerald Butler (Nicholls St.), 8. to NY Jets, 9. DT Nick Buonamici (Ohio State), 10. DT Dennis Breckner (Miami of Fl.), 11. C-G Connie Zelencik (Purdue), 12. DB Terry Irvin (Jackson St.).

1976

1. T Dennis Lick (Wisconsin), 2. to Pitt, 3. RB Brian Baschnagel (Ohio State), 4a. DB John Sciarra (UCLA), 4b. CB Wayne Rhodes (Alabama), 5. to Balt, 6. T Dan Jiggetts (Harvard), 7. LB Jerry Muckensturm (Arkansas St.), 8. to San Diego, 9. to Phila, 10. to Wash, 11. WR Norm Andersen (UCLA), 12. RB John O'Leary (Nebraska), 13. RB Dale Kasowski (North Dakota), 14. RB Ron Cuie (Oregon St), 15. DT Jerry Meyers (Northern Illinois), 16. TE Ron Parker (TCU), 17. LB Mike Malham (Arkansas St).

1975

1. RB Walter Payton (Jackson St), 2. DE Mike Hartenstine (Penn St), 3. to San Diego, 4. KR-CB Virgil Livers (Western Kentucky), 5. G Revie Sorey (Illinois), 6a. QB Bob Avellini (Maryland), 6b. LB Tom Hicks, 7a. to Balt, 7b. S Earl Douthitt (Iowa), 8. LB Joe Harris (Georgia Tech), 9. DT Roger Stillwell (Stanford), 10. G Mike Julius (St. Thomas), 11. K Mike Dean (Texas), 12. S Doug Plank (Ohio State) 13. RB Charles McDaniel (Louisiana Tech), 14. RB Walter Hartfield (SW Texas St), 15. WR Steve Marcantonio (Miami), 16. WR Witt Beckman (Miami), 17. RB Roland Harper (Louisiana Tech).

1974

1a. LB Waymond Bryant (Tennessee St), 1b. DE Dave Gallagher (Michigan), 2. to New England, 3a. WR Wayne Wheeler (Alabama), 3b G Greg Horton (Colorado), 3c. RB Cliff Taylor (Memphis St), 4. to Pitt, 5. to Phila, 6. to Green Bay, 7. WR Jack Ettinger (Arkansas), 8a. QB Alan Chadwick (East Tenn St), 8b. RB Ken Grandberry (Washington St), 9. to Miami, 10. to Cleve, 11. S Norm Hodgins (LSU), 12. T Jeff Seyv (Cal), 13. QB Joe Barnes (Texas Tech), 14. DT Paul Vellano (Maryland), 15. TE Oliver Alexander (Grambling), 16. DB Randy Geist (Colorado), 17. QB Craig Holland (Texas-Arlington).

1973

1. DT Wally Chambers (Eastern Kentucky), 2a. QB Gary Huff (Florida St), 2b. DE Gary Hrivnak (Purdue), 3. to Detroit, 4a. to Balt, 4b. to San Diego, 5a. CB Allan Ellis (UCLA), 5b. to 49ers, 6. C Mike Creaney (Notre Dame), 7. to L.A., 8. DB Conrad Graham (Tennessee), 9. RB Mike Deutsch (North Dakota), 10. WR Bill Barry (Mississippi), 11. K Ed Siegler (Clemson), 12. G Mike Griffin (Arkansas), 13. RB John Cieskowski (Notre Dame), 14. WR Dave Juenger (Ohio), 15. LB Don Rives (Texas Tech), 16. C Bill Hart (Michigan), 17. DB Larry Roach (Oklahoma).

1972

1a. T Lionel Antoine (Southern Illinois), 1b. S Craig Clemons (Iowa), 2. to Phila, 3. RB Johnny Musso (Alabama), 4. to L.A., 5. TE Bob Parsons (Penn St), 6a. LB Bob Pifferini (UCLA), 6b. to Green Bay, 7a. QB Jim Fassel (Long Beach St), 7b. DT Jim Osborne (Southern), 8. WR Ralph Wirtz (North Dakota St), 9. DE Larry Horton (Iowa), 10. C Jack Turnbull (Oregon St), 11. DB Ed Wimberly (Jackson St), 12. RB Doug Neill (Texas A&M), 13. T Jay Rood (Southern), 14. WR Bob Brown (Rice), 15. RB Roger Lawson (Western Michigan), 16. LB Bill McKinney (West Tex St), 17. DB LaVerne Dickinson (Southern).

1971

1. RB Joe Moore (Missouri), 2. RB Jim Harrison (Missouri), 2b. DB Charlie Ford (Houston), 3a. DE Tony McGee (Bishop), 3b. G Bob Newton (Nebraska), 4. DB Jerry Moore (Arkansas), 5. to 49ers, 6. TE Earl Thomas (Houston), 7a. QB Buddy Lee (LSU), 7b. RB Dennis Ferris (Pitt), 8. T Karl Weiss (Vanderbilt), 9. WR Lester McClain (Tennessee), 10. LB Larry Rowden (Houston), 11. DB Cliff Hardy (Michigan St), 12. DE Steve Booras (Mesa JC), 13. T Ed Nicholas (NC State), 14. RB Willie Lewis (Arizona), 15. RB Ron Maciejowski (Ohio State), 16. DE Sid Bailey (Texas-Arlington), 17. LB Ray Garganes (Millersville, Pa.).

1970

1. to Green Bay, 2. to Dallas, 3. WR George Farmer (UCLA), 4a. T Lynn Larson (Kansas St), 4b. LB Ross Brubacher (Texas A&M), 5. to New Orleans, 6a. QB Bob Culbuth (Oklahoma St), 6b. T Jeff Curchin (Florida St), 7. to Phila, 8. DB Dana Stephenson (Nebraska), 9. WR Linzy Cole (TCU), 10. G Glen Holloway (North Tex St), 11. TE Ted Rose (Northern Mich), 12. DB Butch Davis (Missouri), 13. LB Jimmy Gunn (Southern Cal), 14. WR Jim Morgan (Henderson, Ark), 15. DB Phil Abaira (Florida St), 16. G Robert Heltterbran (North Tex St), 17. DT Joe Brunson (Furman).

Bear Historical Highlights

- 9/17/20** — George Halas representing the Decatur Staleys meets with representatives of 12 other clubs at Ralph Hay's Hupmobile showroom in Canton, O., forming the American Professional Football Association — which later became the NFL. Membership is set at \$100.
- 1920** — The Staleys shutout 12 of their 13 foes, lose only to the Chicago Cardinals (7-6 at Normal Park) and post a 10-1-2 record. Each player is paid \$1,900 for the season.
- 1921** — Decatur Staley AC becomes Chicago Staleys, plays in Wrigley Field, and wins the APFA title with 9-1-1 record. A. E. Staley gives George Halas the Club with \$5,000 to keep the Staley name for the season. Halas makes Dutch Sternaman his partner.
- 1/28/22** — Franchise renamed Chicago Bears.
- 11/27/22** — First Chicago player deal: Bears buy tackle Ed Healey's contract from the Rock Island Independents for \$100 — twice the going rate for a franchise that season.
- 11/4/23** — George Halas makes a 98-yard fumble run (TD) against Oorang Indians.
- 12/7/24** — Bears defeat Cleveland Bulldogs 23-0 at Wrigley Field for NFL championship that is later awarded to Cleveland at League meeting.
- 11/22/25** — Harold Red Grange signs with Bears and pro football leaves its cradle. His agent C. C. (Cash & Carry) Pyle negotiates a \$100,000 deal with the Bears.
- 11/26/25** — Halas takes the Bears and Grange on a 19-game coast-to-coast tour that sees the Club play 19 games from Nov. 26 thru Jan. 31 interrupted by a two-week rest. The Bears post a 13-5-1 record during the incredible endurance run.
- 11/26/25** — Grange's first game ... 36,000 see Bears and Cardinals go 0-0 in Wrigley Field with Grange held to 36 yards.
- 12/6/25** — 73,000 New Yorkers watch Grange ramble 30 yards with an interception for his only TD has the Bears defeat the Giants 19-7.
- 12/8/25** — Chicago 19, Washington 0 in DC.
- 1/16/26** — Grange gets 2 TDs as the Bears impress 75,000 in the LA Coliseum beating the LA Tigers 17-7.
- 1/31/26** — Grange rambles for 99 yards and 2 TDs as the Bears destroy the Washington All-Stars in Seattle 34-0.
- 9/12/28** — Bears begin daily practicing at Wrigley Field.
- 1930** — After a 4-8-2 1929 season, George Halas replaces himself as head coach with Ralph Jones. Jones posts a 24-10-7 record during his three seasons.
- 1930** — Bears fined \$1,000 by Commissioner Joe Carr for premature signing of Notre Dame RB Joe Savoldi. Savoldi plays just four games losing job to Bronko Nagurski.
- 1930** — Bears and Cardinals play football's first indoor game on an 80-yard field at Chicago Stadium. It's an exhibition for unemployment relief.
- 11/16/31** — New Yorkers (including Gov. Alfred E. Smith and Mayor Jimmy Walker) in field boxes at \$100 a seat watch Bears top Giants in Polo Grounds 12-6.
- 12/18/32** — Bronko Nagurski hits Red Grange with a two-yard TD pass and the Bears top the Portsmouth Spartans 9-0 for the NFL championship. The game was played before 11,198 indoors at Chicago Stadium on an 80-yard field.
- 1932** — Franchise loses \$18,000 prompting Dutch Sternaman to unload his half of the Bears to George Halas.
- 1933** — George Halas returns as head coach.
- 1933** — Bears have training camp at University of Notre Dame.
- 11/5/33** — Boston Redskins delight home fans by whitewashing Bears 10-0 ending Chicagoan's 30-game unbeaten string.
- 12/17/33** — Bears use Rookie Jack Manders' accurate kicking for 11 points and defeat the Giants 23-11 in the NFL's first championship game. Some 26,000 Chicagoans watched in Wrigley Field as the Bears notched the winning TD — a Bronko Nagurski pass to Bill Hewitt who lateraled to Bill Karr, covering 36 yards.
- 8/31/34** — A classic is born as 79,432 watch the NFL champion Bears hold to a scoreless tie by the first College All-Star team in a game sponsored by Chicago Tribune Charities in Soldier Field.
- 12/9/34** — Undefeated Bears slip before Giants in NFL title tilt at Polo Grounds 30-13 before 35,059. With Chicago leading 10-3 at the half, NY dons basketball sneakers and scores 27 points.
- 1934** — Rookie Beattie Feathers becomes first pro back to rush for 1,000 yards with 1,004 to lead NFL.
- 1936** — Joe Stydahar, tackle, West Virginia, is the first Bears draft pick.
- Bears obtain rights to NFL's first draft pick Jay Berwanger but the Chicago star elects to pass up pro football.
- 12/12/37** — Bears win Western Division title but lose NFL Championship 28-21 to Redskins at Wrigley Field. Nemesis Sammy Baugh hits 18 of 33 for 335 yards and 3 TDs. Jack Manders scores 15 of the Chicago points. A Chicago player's share is \$127.78.

- 12/8/40** — Ten Bears tally TDs as Chicago rips Washington 73-0 for the NFL title before 36,034 in DC. The rout signals the beginning of pro football's modern era with the formal unveiling of the T-formation. The Bears got \$873 per man. Chicago's defense intercepts eight Redskin passes permits but 22 yards rushing.
- 12/14/41** — Bears and Packers agree their playoff game should be played to a "sudden-death" finish in event of tie. NFL adopts "sudden-death" plan 1/24/47.
- 12/21/41** — Shocked by Pearl Harbor only 13,341 watch the Bears rout the Giants 37-9 for the NFL crown in Wrigley Field behind FB Norm Standlee's two short TD runs and frosting TDs by George McAfee and Ken Kavanaugh.
- 12/13/42** — George Halas departs for the US Navy prior to the NFL title game which Chicago loses 14-6 in Washington. Bears score on Lee Artoe's 50-yard fumble return.
- 1943** — Hunk Anderson and Luke Johnsos co-coach the wartime Bears for the next three seasons compiling a 15-11-2 record.
- 11/14/43** — Sid Luckman becomes the first pro to pass for over 400 yards in a game. He hits the Giants with 433 and seven TDs.
- 12/26/43** — The Bears blast Washington 41-21 in Wrigley Field for the NFL title before 34,320 fans. Sid Luckman throws five TD passes (2 each to Harry Clark and Danti Magnani). Bronko Nagurski scores his last Bear TD, a 3-yard smash.
- 11/22/45** — George Halas returns to Bears from WWII and his tour of duty with the Navy. The 1-7 Bears respond winning their last two games for a 3-7 record.
- 12/15/46** — With George Halas around for the full season, the Bears whip the Giants 24-14 before a record NFL title crowd of 58,346 in the Polo Grounds. After opening with a 21-yard TD pass to Ken Kavanaugh, Sid Luckman gets the winning score on a 19-yard bootleg.
- 1948** — Bears make the first trade for a draft choice then select QB Bobby Layne.
- 12/11/49** — Johnny Lujack sets NFL passing record with 468 yards against the Cardinals.
- 12/17/50** — Bears and Rams tie for Western Division title with 9-3 marks but Rams trip Bears in LA 24-14 breaking tie.
- 1956** — Paddy Driscoll starts his two-year tour as head coach after George Halas retires for a third time. Driscoll's two teams own a 14-10-1 record.
- 12/30/56** — Giants, with their sneakers again, trounce Chicago 47-7 before 56,836 in Yankee Stadium for NFL title.
- 10/22/61** — Bears destroy the scorching 49er shotgun formation 31-0 with Bill George playing middle guard and the defensive line stunting. A Wrigley Field crowd of 49,070 watch the Chicagoans yield just 6 first downs and 132 yards in total offense.
- 12/29/63** — Bears intercept five YA Tittle passes and capture NFL title from Giants 14-10 in Wrigley Field before 45,801 and closed circuit TV. Champs share \$5,899 per man. QB Billy Wade gets both TDs on 2- and 1-yard runs.
- 1964** — Flanker Johnny Morris catches NFL record 93 passes.
- 1965** — Bears set standard for perfect draft selecting LB Dick Butkus and RB Gale Sayers on first round.
- 12/12/65** — Sayers scores 6 TDs against the 49ers.
- 1965** — Rookie Sayers bursts into pro football with a NFL record 22 TDs.
- 1966** — Gale Sayers sets NFL combined yards record with 2,440.
- 5/27/68** — The all-time winningest coach in football history, George Halas retires from coaching after 40 seasons with 326 wins, 150 defeats, 30 ties.
- 5/28/68** — Jim Dooley named head coach of the Bears. During his four seasons, the Club posts a 20-36-0 record.
- 11/3/68** — Gale Sayers becomes the first Bear to rush for over 200 yards when he dashes through the Packers for 205 yards on 24 tries.
- 1969** — Low mark in Bear history with a 1-13 record.
- 3/19/70** — George Halas elected president of the National Football Conference.
- 12/13/70** — Bears say goodbye to Wrigley Field trouncing Green Bay 35-17. They will make Soldier Field their home in 1971.
- 1/27/72** — Abe Gibrón replaces Jim Dooley as head coach.
- 9/12/74** — Jim Finks is named executive vice president, general manager, and chief operating officer after a distinguished career with the Vikings.
- 12/17/74** — After three seasons and a League record of 11-30-1, Abe Gibrón departs as head coach.
- 12/31/74** — Former NFL star linebacker Jack Pardee is named Bear head coach — the first non-Bear to hold the job in the history of the Club.
- 7/12/75** — Bears open training camp at Lake Forest College after 31 seasons of training in Rensselaer, Ind.
- 12/21/75** — Rookie Walter Payton turns in 300 combined yards — the first player to reach that figure in the NFL since the 1970 season when O J Simpson and Mercury Morris did it.
- 12/12/76** — Bears end 7-7 season, their best since '68. Walter Payton sets Chicago rushing record with 1,390 yards.
- 1/8/77** — Jack Pardee named NFC coach of the year by UPI and PFWA becoming the second Bear coach (George Halas) to be so honored.

**CONNOR****DRISCOLL****FORTMANN****GEORGE**

Pro Hall of Famers

George Connor, T-LB, inducted 1975. Played for Bears eight seasons from 1948-55 after college ball at Holy Cross and Notre Dame. At 6-3, 240, Connor was the first of the big, mobile outside backers. All-Pro five times but in 1951-2-3 on both offense and defense. Played in four Pro Bowls. Jersey numbers 71 & 81.

John (Paddy) Driscoll, HB, inducted 1965. Played five seasons for Bears 1926-31. Was Chicago Cardinal from 1919-25 after Northwestern days. Triple-threat performer with punting, dropkicking to go with running. Coached Bears in '56 and '57. Jersey numbers 1 & 26.

Danny Fortmann, G, inducted 1965. Played eight seasons with Bears from 1936 to 43 after college ball at Colgate. Received M.D. from U of Chicago 1940. Punishing blocker despite 6-0, 210-pounds, and helmetless style. All-Pro five times. Jersey number 21.

Bill George, LB, inducted 1974. Played 14 seasons with Bears from 1952 to 66 and finished career with Rams. All-Pro eight times. First great NFL middle linebacker. 'Created' the position switching from middle guard in '54. Longest active career in Bear history. Played in eight Pro Bowls. His jersey number 61 is retired.

GRANGE**HALAS****HEALEY****HEWITT**

Harold (Red) Grange, HB, inducted 1963. Played seven seasons with Bears: 1925, then 1929-34. Spent 1926-28 with own NY team. Showcasing the Galloping Ghost, Bears played 19 games from 11/26/25 to 1/31/26 from coast to coast posting 13-5-1 record. Made first all-Pro team 1931. His jersey number 77 is retired.

George Halas, End-Coach-Owner, inducted 1963. Started Bears as Decatur Staleys in 1920 has been with the Bears ever since (with time out for Navy duty in WWII). Co-organizer of forerunner of NFL. Coached for 40 seasons and retired with an all-time high 326 victories. Played pro ball for 11 seasons starting with Hammond Pros in 1919. Wore jersey 7.

Ed Healey, T, inducted 1964. Played for Bears five seasons from 1922 to 1927. First player purchased by Bears — from Rock Island where he played two seasons. Termed "the most versatile tackle of all time" by Halas. First president (1937) of Bear alumni association. College ball at Dartmouth. Wore jersey 16.

Bill Hewitt, E, inducted 1971. Played five seasons with Bears from 1932 to 1936 then four more seasons with Eagles. All-League in '33 and '34. Helmetless player who starred at Michigan. His number 56 is retired.

**LUCKMAN****LYMAN****McAFEE****NAGURSKI**

Pro Hall of Famers

Sid Luckman, QB, inducted 1965. Played 12 seasons with Bears from 1939 to '50. Tailback at Columbia. All-Pro six times. Directed Bears to four NFL championships. Still leads NFL in percentage throws for TDs with 8%, 137 TDs. His number 42 jersey is retired.

Roy (Link) Lyman, T, inducted 1964. Played seven seasons for Bears between 1926 and '34. Started pro career with Canton in 1922, college star at Nebraska. Played defense with stunting style setting trend for modern play. Wore five jersey numbers during career 2, 11, 12, 14, 77.

George McAfee, HB, inducted 1966. Played eight seasons with Bears from 1940 to 1950 with time out for WWII. All-Pro in 1941. Still holds NFL punt return record with 12.78 yards a try. All-America at Duke. His jersey number 5 is retired.

Bronko Nagurski, FB-T, inducted 1963. Played nine seasons with Bears from 1930 to '37 and 1943 (after retiring). All-Pro three times. Most punishing runner of all time. Minnesota all-America. Fifth on all-time Chicago rushing list. His jersey number 3 is retired. Also wore number 16.

Gale Sayers, RB, inducted 1977. Played for Bears seven seasons from 1965 to 71. Unanimous all-NFL five times. NFL Rookie of the Year 1965. Selected for Pro Bowl five times, played in four, most valuable offensive player in three. Selected as all-time All-Pro. Set 23 Bear records and seven NFL records. Wore jersey number 40.

Joe Stydahar, T, inducted 1967. Played nine seasons with Bears from 1936 to 1946 with time out for WWII. First player drafted by Bears after college days at West Virginia. All-Pro four times. Played on three NFL championship teams. Wore jersey 13.

George Trafton, C, inducted 1964. Played 12 seasons with Bears from 1920 to 32 and never made a bad snap. College star at Notre Dame. First center to snap with one hand. Wore jersey 13.

Clyde (Bulldog) Turner, C-LB, inducted 1966. Played 12 seasons with Bears from 1940 to '52 with all-pro honors six times as center. Made 17 interceptions as LB. Played in first two Pro Bowls ('51 & '52). All-America at Hardin-Simmons. His jersey number 66 is retired.

Three other players in the Hall of Fame also wore Chicago colors although spending most of their careers with other teams: End Guy Chamberlain who played in 1920 & '21, guard Walt Kiesling 1934, and quarterback Bobby Layne, 1948.

SAYERS**STYDAHAR****TRAFTON****TURNER**

1977 BEAR VETERAN ROSTER

No.	Name	Pos.	Ht.	Wt.	Birth-date	NFL Exp.	College
20	Adamle, Mike	RB	5-9	197	10/4/49	7	Northwestern
79	Antoine, Lionel	T	6-6	263	8/31/50	6	Southern Illinois
7	Avellini, Bob	QB	6-2	212	8/28/53	3	Maryland
47	Baschnagel, Brian	WR-KR	6-0	193	1/8/54	2	Ohio State
82	Berry, Royce	DE	6-3	244	4/19/46	9	Houston
81	Bruer, Bob	TE	6-5	232	5/22/53	1	Mankato State
59	Brupbacher, Ross	LB	6-3	212	4/7/48	5	Texas A&M
50	Bryant, Waymond	LB	6-3	239	7/28/52	4	Tennessee State
55	Buffone, Doug	LB	6-2	229	6/27/44	11	Louisville
83	Burks, Randy	WR	5-10	172	8/22/53	2	SE Oklahoma
9	Carter, Virg	QB	6-1	189	11/9/45	8	Brigham Young
60	Chambers, Wally	DT	6-6	250	5/15/51	5	Eastern Kentucky
42	Clemons, Craig	S	5-11	195	6/1/49	6	Iowa
48	Ellis, Allan	CB	5-10	183	8/19/51	5	UCLA
45	Fencik, Gary	S	6-1	188	6/11/54	2	Yale
35	Harper, Roland	RB	5-11 1/2	205	2/28/53	3	Louisiana Tech
73	Hartenstine, Mike	DE	6-3	250	7/27/53	3	Penn State
54	Hicks, Tom	LB	6-4	235	12-18-52	2	Illinois
72	Hrivnak, Gary	DE-DT	6-5	251	3/3/51	4	Purdue
65	Jackson, Noah	G	6-2	273	4/14/51	3	Tampa
62	Jiggetts, Dan	T	6-4	276	3/10/54	2	Harvard
84	Kingsriter, Doug	TE	6-2 1/2	225	1/29/50	4	Minnesota
31	Knox, Bill	CB-S	5-9	195	6/19/51	4	Purdue
88	Latta, Greg	TE	6-3	235	10/13/52	3	Morgan State
70	Lick, Dennis	T	6-3	275	4/25/54	2	Wisconsin
24	Livers, Virgil	CB-KR	5-8 1/2	178	3/26/52	3	Western Kentucky
51	Malham, Mickey	LB	6-2	218	3/2/53	1	Arkansas State
74	Meyers, Jerry	DE	6-4	255	2/21/54	2	Northern Illinois
58	Muckensturm, Jerry	LB	6-4	226	10/13/53	2	Arkansas State
22	Musso, Johnny	RB	5-11	201	3/6/50	3	Alabama
52	Neal, Dan	C-G	6-4	250	8/30/49	5	Kentucky
68	Osborne, Jim	DT	6-3	251	9/7/49	6	Southern
	Parks, Billy	WR	6-1	190	1/1/48	6	Long Beach State
86	Parsons, Bob	TE-P	6-5	241	6/29/50	6	Penn State
34	Payton, Walter	RB	5-10 1/2	204	7/25/54	3	Jackson State
53	Pfeiffer, Dan	C	6-3	254	3/29/51	3	Southeast Missouri
15	Phipps, Mike	QB	6-3	205	11/19/47	8	Purdue
46	Plank, Doug	S	5-11 1/2	203	3/4/53	3	Ohio State
80	Rather, Bo	WR	6-1	186	10/7/50	5	Michigan State
21	Reamon, Tommy	RB	5-10	192	3/12/52	2	Missouri
57	Rives, Don	LB	6-2	226	8/30/51	4	Texas Tech
76	Rydalch, Ron	DT	6-4	267	1/1/52	3	Utah
44	Schmidt, Terry	CB	6-0	178	5/28/52	4	Ball State
36	Schreiber, Larry	RB	6-0	204	8/11/47	7	Tennessee Tech
85	Schubert, Steve	WR	5-10	184	3/15/51	4	Massachusetts
89	Scott, James	WR	6-1	193	3/28/52	2	Henderson J.C.
75	Sevy, Jeff	T-G	6-5	261	10/24/50	3	California
25	Shanklin, Ron	WR	6-1	187	1/21/48	8	North Texas State
69	Sorey, Revie	G	6-2	269	9/10/53	3	Illinois
71	Stillwell, Roger	DE	6-6	250	11/17/51	3	Stanford
10	Sullivan, Pat	QB	6-0	201	1/18/50	5	Auburn
16	Thomas, Bob	K	5-10	174	8/7/52	3	Notre Dame
78	Ward, John	C-G	6-4	266	5/27/48	7	Oklahoma State

1977 NEWCOMER ROSTER

Name	Pos.	Ht.	Wt.	Birthdate	How Acq.	School
Albrecht, Ted	G-T	6-4	260	10/8/54	D1-'77	California
Andrus, Mike	S	6-0	194	12/3/54	FA-'77	Richmond
Breckner, Dennis	DT	6-3	241	9/3/53	D10-'77	Miami (FL)
Buonamici, Nick	LB	6-3	242	1/12/56	D9-'77	Ohio State
Butler Gerald	WR	6-5	208	6/5/54	D7-'77	Nicholls State
Earl, Robin	RB-TE	6-5	250	3/18/55	D3-'77	Washington
Egerdahl, Terry	DB	6-1	198	12/4/53	FA-'77	Minn.-Duluth
Evans, Vince	QB	6-2	211	6/14/55	D6-'77	Southern Cal.
Gregolunas, Bob	LB	6-1	220	11/28/54	FA-'77	Nor. Illinois
Hoskins, Chris	RB	5-10½	197	1/6/54	FA-'77	Missouri West.
Irvin, Terry	DB	5-11	190	9/14/54	D12-'77	Jackson State
Jackson, Alcy	WR	6-2	183	8/4/54	FA-'77	Baylor
Jones, Leanell	TE	6-3½	230	6/28/52	FA-'77	Long Beach St.
Little, Neil	DB	5-11½	175	10/5/54	FA-'77	Northwestern
Madau, Tony	P	6-0	175	3/28/54	FA-'77	Nev.-Reno
Meadowcroft, Art	G	6-3	250	1/6/54	FA-'77	Minnesota
Smith, Ed	DE	6-6	250	5/23/53	FA-'77	Wichita State
Smith, Vince	RB	6-1½	200	10/23/54	FA-'77	Nor. Illinois
Spivey, Mike	CB	6-0	196	3/10/54	D2-'77	Colorado
Walterscheid, Len	DB	5-11	190	9/13/54	FA-'77	Southern Utah
Yelvington, Scott	WR	6-4	200	10/21/55	FA-'77	Northwestern
Zelencik, Connie	C-G	6-4	245	4/3/55	D11-'77	Purdue

Bank with the Bears.



THE
American National Bank
 AND TRUST COMPANY OF CHICAGO

LaSalle at Washington/LaSalle at Wacker Member FDIC

RECORDS INTRODUCTION

When the National Football League was formed in 1920, probably the last thing the founders had to worry about was the compiling of statistics and records. Accordingly, a complete statistical history of the league, dating from 1920, is an impossibility. However, here are some reference points for when various statistical categories were first compiled officially.

Scoring: Scores of all games are available starting in 1920; for purposes of records, however, totals date from 1932. Individual scoring statistics also date from 1932. Extra point and field goal attempts start in 1937.

Rushing: Statistics begin in 1932.

Passing: Statistics begin in 1932. Until 1947, what is now called "yards lost attempting to pass" was recorded in the rushing statistics. From 1947 to 1951, "yards lost attempting to pass" was recorded, but was not included in either the net rushing or the net passing yardage totals (and consequently was not a part of "total net yards gained"). Starting in 1952, passing yardage team totals include "yards lost attempting to pass," although sacks were not recorded before 1963. Lateral passes were maintained as a separate category until 1950, at which time yardage gained or lost as a result of lateral passes was included in the category initiating the action (e.g., rushing).

Pass Receiving: Statistics begin in 1932.

Interceptions By: Individual statistics begin in 1940, but individual touchdowns are available from 1932. Team totals for interceptions and touchdowns start in 1932, and team yardage totals start in 1940.

Punting: Complete seasonal statistics begin in 1939, although frequently during the period 1933-1938 individual and/or team punting totals are listed on official score blanks. Such game totals are included as official records, where applicable.

Punt Returns: Complete individual totals date from 1941, although team yardage figures date from 1936. Touchdowns are available since 1932.

Kickoff Returns: Complete individual totals date from 1941, although team yardage figures date from 1940. Touchdowns are available since 1932.

Fumbles: Individual totals start in 1945. Team totals for fumbles and for total fumbles recovered begin in 1935, and the breakdown of own and opponents' recoveries dates from 1938.

First Downs: Statistics begin in 1933, while the rushing — passing — by penalty breakdown commences in 1939 (although some games in 1937-1938 include this information).

Penalties: Yards penalized dates from 1936, penalties start in 1941.

Long Plays: Since the "Long" category was not always listed on official score blanks (longest run, longest punt, etc.), an attempt has been made to verify reports of long plays through newspaper accounts — even if they are not listed on the official sheets. Reliable newspaper findings have been included in this record section.

Soldier Field Records

LONGEST RUN FROM SCRIMMAGE

Bears — 40 Cyril Pinder vs Washington, 11/14/71
Opp. — 53 John Brockington, Green Bay 12/16/73

LONGEST FORWARD PASS

Bears — 85 Bobby Douglass to George Farmer vs San Francisco 11/19/72
Opp. — 79 Bob Griese to Nat Moore, Miami 11/2/75

LONGEST PUNT

Bears — 62 Bob Parsons vs Detroit 9/12/76
Opp. — 69 Herman Weaver, Detroit 9/12/76

LONGEST PUNT RETURN

Bears — 58 Ike Hill vs Dallas 9/16/73
Opp. — 34 Freddie Solomon, Miami 11/2/75

LONGEST KICKOFF RETURN

Bears — 95 Ike Hill vs Houston 10/28/73
Opp. — 62 Dave Hampton, Green Bay 11/7/71
62 Ron Jessie, Detroit, 10/1/72

LONGEST INTERCEPTION RETURN

Bears — 76 Craig Clemons vs Green Bay 11/9/75
Opp. — 95 Dick Jauron, Detroit 11/18/73

LONGEST FIELD GOAL

Bears — 48 Bob Thomas vs Green Bay 11/9/75
Opp. — 52 Fred Cox, Minnesota 10/27/75

THE LAST TIME

Punt Returned for TD —

By Bears — Ike Hill vs Dallas, 9/16/73, 59 yards.
By Opp. — Steve Odom, Green Bay, 11/10/74, 95 yards.

Punt Blocked for TD —

By Bears — Ross Brupbacher vs Oakland, 12/17/72, recovered in end zone.
By Opp. — Mike Reilly, Minnesota, 10/12/69, recovered in end zone.

Fumble Returned for TD —

By Bears — Dick Butkus vs. Houston, 10/28/73, recovered in end zone.
By Opp. — Tommy Hart, San Francisco, 11/16/75, 10 yards

Intercepted Pass Returned for TD —

By Bears — Allan Ellis, 12/12/76, 22 yards.
By Opp. — Levi Johnson, Detroit, 11/25/74, 18 yards.

Kickoff Returned for TD —

By Bears — Ike Hill vs. Houston, 10/28/73, 95 yards.
By Opp. — Ron Jessie, Detroit, 10/24/71, 102 yards.

Shutout Scored —

By Bears — 10/15/72 vs. Cleveland, 17-0.
By Opp. — 9/26/76, Atlanta 10, Chicago 0.

PAT Unsuccessful —

By Bears — 12/5/76, Bob Thomas vs. Seattle.
By Opp. — 10/12/75, Errol Mann, Detroit.

BIG DAY BY OPPONENTS (Since 1963)

RUSHING:

Yards	Player	Opponent	Date	Carries
152	Lawrence McCutcheon	Los Angeles	12/2/73	24
147	Jim Otis	St. Louis	12/12/75	33
142	John Brockington	Green Bay	12/16/73	22
142	John Brockington	Green Bay	11/7/71	30
139	Dave Osborn	Minnesota	12/5/70	29
138	Mel Farr	Detroit	10/13/68	18

PASSING:

Yards	Player	Opponent	Date	Comp.
327	John Brodie	San Francisco	11/13/66	28-54
326	Charley Johnson	Denver	9/30/73	24-39
317	John Brodie	San Francisco	11/8/70	21-28
316	Tom Owen	San Francisco	11/17/74	15-26
311	Fran Tarkenton	Minnesota	9/20/64	22-34
302	Earl Morrill	Baltimore	10/6/68	14-25

PASS RECEIVING:

Yards	Player	Opponent	Date	Rec.
225	Bernie Casey	San Francisco	11/13/66	12
182	Boyd Dowler	Green Bay	12/15/68	6
165	Gary Garrison	San Diego	10/18/70	8
163	Cliff Branch	Oakland	11/7/76	5
155	Tommy McDonald	Los Angeles	10/10/65	9
143	Bob Anderson	Denver	9/30/73	13
139	John Gilliam	Minnesota	11/25/73	5

100-Yard Rushing Games

11/3/68	Gale Sayers	24-205	11/24/57	Rick Casares	28-116
12/18/66	Gale Sayers	17-197	11/2/69	Gale Sayers	20-116
12/16/56	Rick Casares	17-190	11/6/55	Bobby Watkins	14-115
12/5/76	Walter Payton	27-183	11/6/55	Rick Casares	16-115
9/16/62	Willie Galimore	22-181	10/21/34	Beattie Feathers	7-114
11/27/66	Gale Sayers	19-172	10/16/60	Johnny Morris	7-114
10/28/34	Beattie Feathers	15-155	11/2/58	Rick Casares	23-113
10/20/57	Willie Galimore	24-153	11/9/58	Rick Casares	15-113
9/19/76	Walter Payton	28-148	11/28/65	Gale Sayers	13-113
10/17/76	Walter Payton	27-145	12/12/65	Gale Sayers	9-113
10/29/44	Al Grygo	13-144	9/17/72	Jim Harrison	20-113
10/27/68	Gale Sayers	18-143	10/21/51	Kayo Dottley	16-112
10/15/67	Gale Sayers	22-142	10/14/56	Rick Casares	21-112
10/2/39	Joe Maniaci	12-141	12/1/68	Brian Piccolo	21-112
10/10/76	Walter Payton	19-141	11/9/69	Gale Sayers	28-112
9/30/34	Beattie Feathers	2-140	11/12/39	Bill Osmanski	18-111
10/7/56	Rick Casares	24-139	11/22/59	Rick Casares	21-111
10/9/55	John Hoffman	18-135	10/19/75	Mike Adamle	17-110
12/21/75	Walter Payton	25-134	11/28/76	Walter Payton	27-110
10/7/34	Beattie Feathers	14-132	10/26/69	Gale Sayers	15-109
11/4/56	Rick Casares	25-132	11/14/76	Walter Payton	18-109
12/10/67	Gale Sayers	20-131	10/28/56	Perry Jeter	16-108
12/3/44	Hank Margarita	9-129	11/11/56	John Hoffman	18-108
12/17/72	Bobby Douglass	14-127	9/29/68	Gale Sayers	16-108
11/30/69	Gale Sayers	20-126	10/9/66	Gale Sayers	18-106
11/26/33	Bronko Nagurski	18-124	11/25/45	George McAfee	5-105
10/21/56	Rick Casares	22-124	10/28/51	Kayo Dottley	17-105
11/6/66	Gale Sayers	21-124	9/15/68	Gale Sayers	15-105
9/17/50	George Gulyanics	26-121	10/6/68	Gale Sayers	15-105
10/5/52	Kayo Dottley	24-121	11/16/75	Walter Payton	23-105
12/16/62	Joe Marconi	13-121	10/3/76	Walter Payton	18-104
12/17/67	Gale Sayers	19-120	11/18/56	Rick Casares	27-104
10/15/39	Bill Osmanski	15-119	10/23/72	Jim Harrison	31-103
11/12/50	Chuck Hunsinger	14-119	10/22/39	Joe Maniaci	15-102
12/5/65	Gale Sayers	16-118	12/7/58	Rick Casares	22-102
11/18/51	Kayo Dottley	17-117	10/10/34	Beattie Feathers	8-101
12/9/56	Rick Casares	25-117	11/29/42	Gary Famiglietti	12-101
11/26/67	Gale Sayers	18-117	10/21/74	Carl Garrett	23-101
10/15/72	Bobby Douglass	11-117	11/20/49	John Hoffman	15-100
11/4/45	Hank Margarita	16-116	11/4/73	Bobby Douglass	19-100

300-Yard Passing Games

12/11/49	Johnny Lujack	39-24-468	10/9/60	Ed Brown	21-13-333
11/18/62	Bill Wade	46-28-466	10/29/50	Johnny Lujack	39-20-331
11/14/43	Sid Luckman	32-21-433	10/8/61	Bill Wade	25-13-330
10/17/54	George Blanda	47-21-359	11/25/62	Bill Wade	32-23-328
10/14/62	Bill Wade	34-18-356	11/01/59	Ed Brown	29-14-323
12/17/61	Bill Wade	34-23-355	11/19/61	Bill Wade	34-18-323
12/12/65	Rudy Bukich	32-16-347	10/25/64	Bill Wade	57-33-321
10/19/47	Sid Luckman	26-18-342	10/23/49	Johnny Lujack	52-29-319
9/20/64	Bill Wade	31-23-341	10/21/62	Bill Wade	26-13-318
10/24/54	George Blanda	46-28-338	10/12/47	Sid Luckman	25-14-314
12/13/70	Jack Concannon	34-21-338	12/13/53	George Blanda	37-20-306
11/19/67	Jack Concannon	24-11-336	12/6/69	Virg Carter	49-31-301
10/25/53	George Blanda	47-23-334			

100-Yard Pass Receiving Games

10/31/54	Harlon Hill	7-214	11/11/56	Harlon Hill	4-121
11/18/62	Johnny Morris	10-201	11/18/56	Harlon Hill	5-121
10/21/56	Harlon Hill	9-198	10/8/61	Mike Ditka	5-120
11/25/56	Harlon Hill	7-195	12/13/53	Jim Dooley	8-119
10/23/49	Jim Keane	14-193	12/20/70	Dick Gordon	9-119
11/12/61	Mike Ditka	9-190	11/29/42	Hampton Pool	2-118
11/8/64	Johnny Morris	10-183	10/23/38	Edgar Manske	6-117
11/19/67	Dick Gordon	4-178	12/13/53	Dick Hensley	4-117
10/29/50	Ken Kavanaugh	8-177	11/14/54	Harlon Hill	3-117
12/11/49	John Hoffman	8-174	12/5/54	Harlon Hill	6-117
12/15/63	Johnny Morris	8-171	10/17/54	Harlon Hill	4-116
10/25/64	Mike Ditka	13-168	9/26/65	Johnny Morris	7-116
10/25/53	Jim Dooley	6-164	9/15/74	Charlie Wade	2-116
11/20/60	Willard Dewveall	6-163	12/5/37	Les McDonald	6-115
12/14/47	Jim Keane	7-161	11/20/49	Ken Kavanaugh	4-115
11/15/70	Dick Gordon	5-158	10/19/52	Gene Schroeder	4-115
12/7/47	George McAfee	9-157	10/9/60	Willard Dewveall	6-115
12/9/62	Mike Ditka	6-155	9/26/71	Dick Gordon	10-115
10/30/55	Harlon Hill	8-151	10/13/74	Bo Rather	6-114
12/16/51	Gene Schroeder	4-150	10/3/43	Bill Geyer	3-113
10/15/61	Willie Galimore	7-149	11/13/55	Harlon Hill	3-113
11/23/52	Billy Stone	4-148	12/12/65	Jimmy Jones	3-113
10/11/59	Harlon Hill	5-147	12/2/62	Johnny Morris	6-112
10/11/64	Johnny Morris	11-147	9/29/74	Charlie Wade	6-112
12/15/68	Dick Gordon	6-147	11/3/57	Harlon Hill	4-111
10/25/70	George Farmer	6-147	11/19/39	Edgar Manske	2-110
11/12/44	Scooter McLean	5-146	10/24/54	Bill McColl	8-110
11/10/46	Ken Kavanaugh	6-146	11/7/54	John Hoffman	9-110
11/24/63	Mike Ditka	7-146	10/13/63	Mike Ditka	9-110
10/12/47	Ken Kavanaugh	2-144	11/29/42	Scooter McLean	4-109
10/10/54	Harlon Hill	3-144	11/28/54	Harlon Hill	6-109
12/5/54	Jim Dooley	5-144	10/4/64	Johnny Morris	7-109
10/28/56	Harlon Hill	7-142	12/6/69	Dick Gordon	10-108
12/13/70	George Farmer	9-142	9/25/55	Harlon Hill	5-107
10/13/46	Scooter McLean	6-141	10/22/61	Mike Ditka	4-107
10/29/72	George Farmer	5-141	10/20/63	Johnny Morris	6-107
9/26/54	Harlon Hill	4-140	11/15/64	Johnny Morris	9-107
10/10/71	Dick Gordon	8-139	11/22/70	Dick Gordon	6-107
11/18/45	Ken Kavanaugh	6-138	9/22/40	Bob Swisher	2-106
12/11/49	Ken Kavanaugh	6-137	12/5/76	James Scott	3-106
9/20/64	Johnny Morris	10-135	9/28/52	Gene Schroeder	7-106
10/17/54	Jim Dooley	6-133	9/27/64	Mike Ditka	6-106
11/18/62	Mike Ditka	7-133	11/29/59	Willard Dewveall	3-105
10/14/62	Mike Ditka	8-132	10/8/61	John Farrington	2-105
9/23/61	Mike Ditka	5-130	12/3/67	Dick Gordon	7-105
11/21/47	Ken Kavanaugh	8-129	11/25/45	Hank Margarita	6-104
10/11/50	Jim Keane	8-129	12/4/60	Angelo Coia	3-104
11/25/62	Angelo Coia	6-128	10/3/65	Gale Sayers	5-104
12/19/71	George Farmer	7-128	11/9/47	Ken Kavanaugh	4-103
10/16/49	Jim Keane	8-127	10/26/47	Jim Keane	9-102
10/4/42	Scooter McLean	5-126	9/30/56	Harlon Hill	4-102
10/9/60	Johnny Morris	3-124	10/27/57	Harlon Hill	5-102
9/22/63	Mike Ditka	8-124	12/17/61	Mike Ditka	8-102
11/23/58	Bill McColl	6-123	12/11/60	Jim Dooley	7-101
11/19/61	Johnny Morris	4-123	11/24/40	Ken Kavanaugh	3-100
11/14/65	Johnny Morris	5-123	10/21/62	Mike Ditka	4-100
12/7/75	Bo Rather	4-123	11/26/64	Johnny Morris	7-100
10/19/47	Jim Keane	6-122	12/6/69	Bob Wallace	10-100
10/14/62	Johnny Morris	4-122			

ALL-TIME STAT LEADERS

RUSHING

Year	Player	Yards	Att.	TD	Year	Player	Yards	Att.	TD
1976	Payton, Walter	1,390	311	13	1953	Morrison, Fred	307	95	2
1975	Payton, Walter	679	196	7	1952	Morrison, Fred	367	95	3
1974	Grandberry, Ken	475	144	2	1951	Dottley, John	670	127	3
1973	Garrett, Carl	655	175	5	1950	Gulyanics, George	571	146	2
1972	Douglass, Bobby	968	141	8	1949	Gulyanics, George	452	102	5
1971	Shy, Don	420	116	2	1948	Gulyanics, George	439	119	4
1970	Montgomery, Ross	229	62	0	1947	Osmanski, Joe	328	64	1
1969	Sayers, Gale	1,032	236	8	1946	Gallarneau, Hugh	476	112	7
1968	Sayers, Gale	856	138	2	1945	Margarita, Bob	497	112	3
1967	Sayers, Gale	880	186	7	1944	Margarita, Bob	463	88	4
1966	Sayers, Gale	1,231	229	8	1943	Clark, Harry	556	120	3
1965	Sayers, Gale	867	166	14	1942	Famiglietti, Gary	503	118	8
1964	Arnett, Jon	400	119	1	1941	McAfee, George	474	65	9
1963	Marconi, Joe	446	118	2	1940	Nolting, Ray	373	78	2
1962	Marconi, Joe	406	89	5	1939	Osmanski, Bill	699	121	8
1961	Galimore, Willie	707	153	4	1938	Nolting, Ray	297	63	2
1960	Casares, Rick	566	160	5		Francis, Sam	297	85	3
1959	Casares, Rick	699	177	10	1937	Nolting, Ray	424	106	2
1958	Casares, Rick	651	176	2	1936	Nagurski, Bronko	529	122	3
1957	Casares, Rick	700	204	6	1935	Ronzani, Gene	356	79	2
1956	Casares, Rick	1,126	234	12	1934	Feathers, Beattie	1,004	101	1
1955	Casares, Rick	672	125	4	1933	Nagurski, Bronko	553	128	1
1954	Jagade, Chick	498	157	3					

INTERCEPTIONS

Year	Player	No.	Yards	Year	Player	No.	Yards
1976	Brupbacher, Ross	7	49	1962	Petitbon, Richie	6	212
1975	Clemons, Craig	2	109	1961	Whitsell, Dave	6	123
	Plank, Doug	2	50	1960	Caroline, J. C.	3	31
	Livers, Virgil	2	40	1959	Barnes, Erich	5	67
	Eliis, Allan	2	4	1958	Sumner, Charles	6	67
1974	Clemons, Craig	4	84	1957	Johnson, Jack	4	36
1973	Lyle, Garry	5	62	1956	Caroline, J. C.	6	182
1972	Ford, Charlie	7	104	1955	Sumner, Charles	7	162
1971	Ford, Charlie	5	46	1954	Whitman, S. J.	5	117
1970	Buffone, Doug	4	33	1953	Kindt, Don	6	172
1969	Taylor, Joe	3	37	1952	Dooley, Jim	5	30
	Daniels, Dick	3	37	1951	Schroeder, Gene	5	62
	Youngblood, George	3	22	1950	Davis, Harper	5	59
1968	McRae, Bennie	4	41	1949	McAfee, George	6	76
1967	McRae, Bennie	5	94	1948	Lujack, Johnny	8	131
	Petitbon, Richie	5	93	1947	Mullins, Noah	6	113
	Taylor, Roosevelt	5	19	1946	Farris, Tom	4	43
1966	Petitbon, Richie	4	34	1945	Margarita, Bob	6	79
1965	Butkus, Dick	5	84	1944	Grygo, Al	4	79
1964	Caroline, J. C.	2	84	1943	Clark, Harry	5	32
	Whitsell, Dave	2	57	1942	Turner, Clyde	8	96
	Taylor, Roosevelt	2	45	1941	McAfee, George	6	78
	McRae, Bennie	2	44	1940	Clark, Harry	4	62
	George, Bill	2	28		Famiglietti, Gary	4	18
1963	Taylor, Roosevelt	9	172		McAfee, George	4	50

ALL-TIME STAT LEADERS

PASSING

Year	Player	Att.	Comp.	Yards	TD	Int.	Rating
1976	Avellini, Bob	271	118	1,580	8	15	49.7
1975	Avellini, Bob	126	67	942	6	11	57.4
	Huff, Gary	205	114	1,083	3	9	57.1
1974	Huff, Gary	283	142	1,663	6	17	50.4
1973	Douglass, Bobby	174	81	1,057	5	7	59.2
1972	Douglass, Bobby	198	75	1,246	9	12	49.5
1971	Douglass, Bobby	225	91	1,164	7	15	38.7
1970	Concannon, Jack	385	194	2,130	16	18	61.6
1969	Concannon, Jack	160	87	1,783	4	8	81.3
	Douglass, Bobby	148	68	773	5	8	50.9
1968	Concannon, Jack	143	71	715	5	9	49.8
1967	Concannon, Jack	186	92	1,260	6	14	51.0
1966	Bukich, Rudy	309	147	1,858	10	21	49.1
1965	Bukich, Rudy	312	176	2,641	20	9	93.6
1964	Bukich, Rudy	160	99	1,099	12	7	89.0
1963	Wade, Bill	356	192	2,301	15	12	73.8
1962	Wade, Bill	412	225	3,172	18	24	70.2
1961	Wade, Bill	250	139	2,258	22	13	93.7
1960	Brown, Ed	149	59	1,079	7	11	50.1
1959	Brown, Ed	247	125	1,881	13	10	77.0
1958	Brown, Ed	218	102	1,418	10	17	51.0
1957	Brown, Ed	185	84	1,321	6	16	44.5
1956	Brown, Ed	168	96	1,667	11	12	83.1
1955	Brown, Ed	164	85	1,307	9	10	71.4
1954	Bratkowski, Zeke	130	67	1,087	8	17	60.9
1953	Blanda, George	362	169	2,164	14	24	51.4
1952	Romanik, Steve	126	49	772	4	11	34.5
1951	Lujack, Johnny	176	85	1,295	3	8	59.9
1950	Lujack, Johnny	254	121	1,731	4	21	40.9
1949	Lujack, Johnny	312	162	2,658	23	22	75.9
1948	Luckman, Sid	163	89	1,047	13	14	65.2
1947	Luckman, Sid	323	176	2,712	24	31	67.6
1946	Luckman, Sid	229	110	1,826	17	16	70.8
1945	Luckman, Sid	217	117	1,725	14	10	82.6
1944	Luckman, Sid	143	71	1,018	11	11	66.8
1943	Luckman, Sid	202	110	2,194	28	12	107.8
1942	Luckman, Sid	105	57	1,023	10	13	80.0
1941	Luckman, Sid	119	68	1,181	9	6	95.5
1940	Luckman, Sid	105	48	941	6	9	60.7
1939	Masterson, Bernie	113	44	914	5	9	49.6
1938	Masterson, Bernie	112	46	848	7	9	55.6
1937	Masterson, Bernie	72	26	615	6	7	55.8



MASTERSON



BROWN



WADE



BUKICH

ALL-TIME STAT LEADERS

PASS RECEIVING

Year	Player	No.	Yards	TD	Year	Player	No.	Yards	TD
1976	Harper, Roland	29	291	1	1954	Hill, Harlon	45	1,124	12
1975	Rather, Bo	39	685	2	1953	Doooley, Jim	53	841	4
1974	Wade, Charlie	39	683	1	1952	Schroeder, Gene	39	660	6
1973	Garrett, Carl	23	292	0	1951	Hoffman, John	28	394	2
1972	Thomas, Earl	20	365	3	1950	Keane, Jim	36	433	0
1971	Farmer, George	46	737	5	1949	Keane, Jim	47	696	6
1970	Gordon, Dick	71	1,026	13	1948	Keane, Jim	30	414	3
1969	Wallace, Bob	47	553	5	1947	Keane, Jim	64	910	10
1968	Gordon, Dick	29	477	4	1946	Kavanaugh, Ken	18	337	5
1967	Gordon, Dick	31	524	5	1945	Wilson, George	28	259	3
1966	Sayers, Gale	34	447	2	1944	Wilson, George	24	265	4
1965	Morris, Johnny	53	846	4	1943	Clark, Harry	23	535	7
1964	Morris, Johnny	93	1,200	10	1942	McLean, Ray	19	571	8
1963	Ditka, Mike	59	794	8	1941	Plasman, Dick	14	283	0
1962	Ditka, Mike	58	904	5	1940	Kavanaugh, Ken	12	276	3
	Morris, Johnny	58	889	5	1939	Plasman, Dick	19	403	3
1961	Ditka, Mike	56	1,076	12	1938	Karr, William	14	253	4
1960	Deweall, Willard	43	804	3	1937	McDonald, Lester	11	179	4
1959	Dooley, Jim	41	580	3	1936	Hewitt, Bill	15	358	0
1958	McCull, Bill	35	517	8	1935	Johnsos, Luke	19	298	4
1957	Dooley, Jim	37	530	1	1934	Hewitt, Bill	10	151	5
1956	Hill, Harlon	47	1,128	11	1933	Hewitt, Bill	16	273	2
1955	Hill, Harlon	42	789	9	1932	Johnsos, Luke	24	321	2

SCORING



PERCIVAL



LUJACK

Year	Player	TD	PAT	FG	Pts.
1976	Payton, Walter	13	0	0	78
1975	Thomas, Bob	0	18	13	57
1974	Roder, Mirro	0	18	13	57
1973	Roder, Mirro	0	11	8	35
1972	Percival, Mac	0	26	12	62
1971	Percival, Mac	0	18	15	63
1970	Percival, Mac	0	28	20	88
1969	Percival, Mac	0	8	26	50
1968	Percival, Mac	0	25	25	100
1967	Sayers, Gale	12	0	0	72
1966	LeClerc, Roger	0	24	18	78
1965	Sayers, Gale	22	0	0	132
1964	Morris, Johnny	10	0	0	60
1963	Ditka, Mike	8	0	0	48
1962	LeClerc, Roger	0	36	13	75
1961	Ditka, Mike	12	0	0	72
1960	Aveni, John	0	23	7	44
1959	Casares, Rick	12	0	0	72
1958	Galimore, Willie	12	0	0	72
1957	Blanda, George	1	23	14	71
1956	Casares, Rick	14	0	0	84
1955	Blanda, George	2	37	11	82
1954	Hill, Harlon	12	0	0	72
1953	Blanda, George	0	27	7	48
1952	Blanda, George	1	30	6	54
1951	Lujack, Johnny	7	10	0	52
1950	Lujack, Johnny	11	34	3	109
1949	Lujack, Johnny	2	42	1	57
1948	Lujack, Johnny	1	44	0	50
1947	Kavanaugh, Ken	13	0	0	78
1946	Gallarneau, Hugh	8	0	0	48

ALL-TIME STAT LEADERS

KICKOFF RETURNS

Year	Player	No.	Yards	Avg.
1976	Baschnagel, Brian	29	754	26.0
1975	Payton, Walter	14	444	31.7
1974	Grandberry, Ken	22	568	25.8
1973	Hill, Ike	27	637	23.6
1972	Smith, Ron	30	924	30.8
1971	Smith, Ron	26	671	25.8
1970	Turner, Cecil	23	752	32.7
1969	Sayers, Gale	14	339	24.2
1968	Turner, Cecil	20	363	18.2
1967	Sayers, Gale	16	603	37.7
1966	Sayers, Gale	23	718	31.2
1965	Sayers, Gale	21	660	31.4
1964	Martin, Billy	24	534	22.3
1963	Bull, Ronnie	7	105	15.0
1962	Martin, Billy	25	515	20.6
1961	Bivins, Charles	25	668	26.7
1960	Galimore, Willie	12	292	24.3
1959	Morris, Johnny	17	438	25.8
1958	Morris, Johnny	16	399	24.9
1957	Drzewiecki, Ron	13	315	24.2
1956	Bingham, Don	17	444	26.1
1955	Drzewiecki, Ron	25	591	23.6
1954	Jagade, Chick	11	195	17.7
1953	Macon, Ed	13	373	28.7
1952	Macon, Ed	9	299	33.2
1951	Morrison, Fred	13	353	27.2
1950	Hunsinger, John	23	343	14.9
1949	Dreyer, Fred	13	338	26.0
1948	Minini, Frank	12	370	30.8
1947	Minini, Frank	11	261	23.7
1946	Osmanski, Bill	8	203	25.4
1945	Margarita, Bob	10	155	15.5
1944	Margarita, Bob	12	279	23.3
1943	Clark, Harry	13	326	25.1
1942	Gallarneau, Hugh	6	151	25.2
1941	McAfee, George	7	223	31.9

PUNT RETURNS

Year	Player	No.	Yards	Avg.
1976	Livers, Virgil	28	205	7.3
1975	Livers, Virgil	42	456	10.9
1974	Hill, Ike	33	183	5.5
1973	Hill, Ike	36	204	5.7
1972	Smith, Ron	26	163	6.3
1971	Smith, Ron	26	194	7.5
1970	Cole, Linzy	14	83	5.9
1969	Lyle, Garry	12	78	6.5
1968	Turner, Cecil	9	19	2.1
1967	Gordon, Dick	12	82	6.8
1966	Arnett, Jon	15	58	3.9
1965	Sayers, Gale	16	238	14.9
1964	Arnett, Jon	19	188	9.9
1963	Morris, Johnny	16	164	10.3
1962	Morris, Johnny	20	208	10.4
1961	Morris, Johnny	23	155	6.7
1960	Morris, Johnny	13	75	5.8
1959	Morris, Johnny	14	171	12.2
1958	Morris, Johnny	14	96	6.9
1957	Drzewiecki, Ron	22	64	2.9
1956	Jeter, Perry	6	66	11.0
1955	Smith, Ray	6	66	11.0
1955	Drzewiecki, Ron	20	100	5.0
1954	Stone, Billy	14	40	2.9
1953	Macon, Ed	17	68	4.0
1952	White, Roy	23	117	5.1
1951	White, Roy	14	131	9.4
1950	McAfee, George	33	284	8.6
1949	McAfee, George	24	279	11.6
1948	McAfee, George	30	417	13.9
1947	McAfee, George	18	261	14.5
1946	Gallarneau, Hugh	10	99	9.9
1945	Margarita, Bob	7	66	9.4
1944	Grygo, Al	11	100	9.1
1943	Clark, Harry	10	158	15.8
1942	Gallarneau, Hugh	9	101	11.2
1941	Swisher, Bob	7	101	14.4
	McAfee, George	5	158	31.6

PUNTING

Year	Player	No.	Avg.	Year	Player	No.	Avg.
1976	Parsons, Bob	99	37.6	1957	Brown, Ed	34	40.1
1975	Parsons, Bob	93	39.0	1956	Brown, Ed	42	39.1
1974	Parsons, Bob	90	37.8	1955	Brown, Ed	44	40.1
1973	Green, Bobby Joe	82	40.5	1954	Bratkowski, Zeke	39	41.0
1972	Green, Bobby Joe	67	41.2	1953	Morrison, Fred	65	42.6
1971	Green, Bobby Joe	77	40.1	1952	Morrison, Fred	64	42.3
1970	Green, Bobby Joe	83	40.9	1951	Morrison, Fred	57	39.0
1969	Green, Bobby Joe	76	39.0	1950	Morrison, Fred	57	43.3
1968	Green, Bobby Joe	27	42.3	1949	Gulyanics, G.	29	47.2
1967	Green, Bobby Joe	79	42.9	1948	Gulyanics, G.	55	44.2
1966	Green, Bobby Joe	80	41.9	1947	Gulyanics, G.	23	44.8
1965	Green, Bobby Joe	58	42.7	1946	Luckman, Sid	33	37.4
1964	Green, Bobby Joe	71	44.5	1945	Luckman, Sid	36	36.0
1963	Green, Bobby Joe	64	46.5	1944	McEnulty, Doug	25	39.8
1962	Green, Bobby Joe	69	43.7	1943	Luckman, Sid	34	35.9
1961	Brown, Ed	58	42.2	1942	Luckman, Sid	24	40.6
1960	Brown, Ed	56	39.8	1941	Luckman, Sid	13	41.1
1959	Brown, Ed	64	41.2	1940	Luckman, Sid	27	42.5
1958	Brown, Ed	27	42.2	1939	Luckman, Sid	27	43.3

All-Time Leading Rushers

1,000+ Yards

Player	Seasons	Att.	Yards	Avg.	TD
Rick Casares	1955-64	1,386	5,657	4.08	49
Gale Sayers	1965-71	991	4,956	5.00	39
Willie Galimore	1957-63	670	2,985	4.46	26
Ron Bull	1962-70	787	2,871	3.65	9
Bronko Nagurski	1930-37, 43	633	2,778	4.39	18
Bobby Douglass	1969-75	373	2,470	6.62	20
Ray Nolting	1936-43	508	2,285	4.50	10
George Gulyanics	1947-52	509	2,081	4.09	19
Walter Payton	1975-76	507	2,069	4.08	20
Gary Famiglietti	1938-45	505	1,927	3.82	20
Beattie Feathers	1934-37	320	1,846	5.77	14
Bill Osmanski	1939-43, 46-47	368	1,753	4.76	20
George McAfee	1940-41, 45-50	341	1,685	4.94	22
Jack Manders	1933-40	451	1,586	3.52	11
Hugh Gallarneau	1941-42, 45-47	343	1,421	4.14	26
John Hoffman	1949-56	317	1,366	4.31	7
Joe Maniaci	1938-41	260	1,295	4.98	12
Harry Clark	1940-43	262	1,209	4.61	8
Gene Ronzani	1933-38, 44-45	260	1,153	4.43	1
Julie Rykovich	1949-51	293	1,133	3.87	17
John (Kayo) Dottley	1951-53	250	1,122	4.49	7
Keith Motesworth	1931-37	348	1,105	3.18	7
Jim Harrison	1971-74	308	1,099	3.57	4
Roland Harper	1975-76	247	1,078	4.36	3
Bobby Watkins	1955-57	235	1,041	4.43	11
Johnny Morris	1958-67	224	1,040	4.64	5
Fred (Curley) Morrison	1950-53	285	1,022	3.59	6
Joe Marconi	1962-66	275	1,002	3.64	9
Carl Garrett	1973-74	271	1,001	3.69	6

All-Time Leading Punt Returners

20+ Punt Returns

Player	Seasons	No.	Yards	Avg.	TD
Ray (Scooter) McLean	1940-47	42	622	14.8	3
Gale Sayers	1965-71	27	391	14.5	2
George McAfee	1940-41, 45-50	112	1,431	12.8	2
Noah Mullins	1946-48	20	236	11.8	0
J. R. Boone	1948-51	56	635	11.3	0
Hugh Gallarneau	1941-42, 45-47	24	243	10.1	0
Virgil Livers	1975-76	70	661	9.4	0
Johnny Morris	1958-67	104	893	8.6	1
Wilford White	1951-52	37	248	6.7	0
Jon Arnett	1964-66	45	298	6.6	0
Eddie Macon	1952-53	24	142	5.9	0
Ray Gene Smith	1954-57	27	156	5.8	0
Billy Stone	1951-54	28	160	5.7	0
Ron Smith	1965, 70-72	86	485	5.6	0
Ike Hill	1973-74	69	387	5.6	1
Garry Lyle	1968-74	22	120	5.5	0
Billy Martin	1962-64	30	155	5.2	0
Vic Zucco	1957-60	37	176	4.8	0
Cecil Turner	1968-73	27	114	4.2	0
Ron Drzewiecki	1955, 57	42	164	3.9	0

All-Time Leading Scorers

100+ Points

Player	Seasons	— TOUCHDOWNS —			Ret.	XP	FG	Pts.
		Rush.	Rec.	Ret.				
George Blanda	1949-58	5	0	0	247/250	88/201	541	
Mac Percival	1967-73	0	0	0	159/162	99/182	456	
Roger Leclerc	1960-66	0	0	0	152/158	75/146	377	
Jack Manders	1933-40	11	6	2	133/x	40/x	367	
Rick Casares	1955-64	49	10	0	0	0	354	
Gale Sayers	1965-71	39	9	8	0	0	336	
Ken Kavanaugh	1940-41, 45-50	0	50	2	1/1	0	313	
Johnny Lujack	1948-51	21	0	0	130/136	4/9	268	
Harlon Hill	1954-61	0	40	0	0	0	240	
George McAfee	1940-41, 45-50	22	11	6	0	0	234	
Ray (Scooter) McLean	1940-47	6	21	3	45/54	0/1	225	
Willie Galimore	1957-63	26	10	1	0	0	222	
Johnny Morris	1958-67	5	31	1	0	0	222	
Mike Ditka	1961-66	0	34	2	0	0	216	
Hugh Gallarneau	1941-42, 45-47	26	7	2	0	0	210	
Dick Gordon	1965-71	0	35	0	0	0	210	
Bill McCall	1952-59	0	25	1	0	0	156	
Jim Keane	1946-51	0	23	0	0	0	138	
Gary Famiglietti	1938-45	20	1	0	1/2	0	127	
Bill Osmanski	1939-43, 46-47	20	1	0	0	0	126	
George Gulyanics	1947-52	19	2	0	0	0	126	
Bobby Douglass	1969-75	20	0	0	1/1	0	121	
Walter Payton	1975-76	20	0	0	0/0	0/0	120	
Bill Karr	1933-38	1	18	1	0	0	120	
Bob Thomas	1975-76	0	0	0	45/52	25/48	120	
Joe Maniaci	1938-41	12	0	2	24/25	3/6	117	
Harry Clark	1940-43	8	9	2	1/1	0	115	
Julie Rykovich	1949-51	17	2	0	0	0	114	
Bronko Nagurski	1930-37, 43	18	0	0	4/x	0	112	
George Wilson	1937-46	0	15	3	0	0	108	
Billy Stone	1951-54	8	10	0	0	0	108	
John Hoffman	1949-56	7	9	1	0	0	104	
John Aveni	1959-60	0	0	0	51/57	17/35	102	

x — complete figures unavailable. * includes safety.

All-Time Leading Interceptors

15+ Interceptions

Player	Seasons	No.	Yards	Avg.	TD
Richie Petitbon	1959-68	37	643	17.4	3
Bennie McRae	1962-70	27	485	18.0	4
Dave Whitsell	1961-66	26	397	15.3	2
George McAfee	1940-41, 45-50	25	350	14.0	1
J. C. Caroline	1956-65	24	405	16.9	2
Roosevelt Taylor	1961-69	23	414	18.0	3
Dick Butkus	1965-73	22	166	7.5	0
Don Kindt	1947-55	21	348	16.6	1
Ray (Scooter) McLean	1940-47	18	258	14.3	0
Bill George	1952-65	18	144	8.0	0
Doug Buffone	1966-75	18	166	9.2	0
Sid Luckman	1939-50	17	310	18.2	2
Clyde (Bulldog) Turner	1940-52	17	298	17.5	2
Noah Mullins	1946-48	16	308	19.3	1
Charlie Sumner	1955, 58-60	16	251	15.7	0
Joe Fortunato	1955-66	16	156	9.8	1
Joe Taylor	1967-74	15	178	11.9	0

All-Time Leading Passers

200+ passes

Player	Seasons	No.	Comp.	Pct. Comp.	Yards	Avg. Gain	TD.	Pct. TD.	Int.	Pct. Int.	Rating*
Sid Luckman	1939-50	1,744	904	51.8	14,686	8.42	137	7.9	132	7.6	75.0
Bill Wade	1961-66	1,407	767	54.5	9,958	7.08	68	4.8	66	4.7	73.4
Rudy Bukich	1958-59, 62-68	878	474	54.0	6,254	7.12	46	5.2	45	5.1	72.8
Johnny Lujack	1948-51	808	404	50.0	6,295	7.79	41	5.1	54	6.7	65.3
Ed Brown	1954-61	1,246	607	48.7	9,698	7.78	63	5.1	88	7.1	62.5
Bernie Masterson	1934-40	409	156	38.1	3,366	8.23	34	8.3	38	9.3	57.1
Jack Concannon	1967-71	951	486	51.1	5,222	5.49	31	3.3	52	5.5	55.6
Bob Avellini	1975-76	397	185	46.6	2,522	6.35	14	3.5	26	6.5	51.9
George Blanda	1949-58	988	445	45.0	5,936	6.01	48	4.9	70	7.1	51.4
Keith Molesworth	1931-37	226	86	38.1	1,486	6.58	17	7.5	19	8.4	51.3
Gary Huff	1973-76	614	310	50.5	3,271	5.33	12	2.0	34	5.5	50.1
Bobby Douglass	1969-75	895	376	42.0	4,932	5.51	30	3.4	51	5.7	47.6
Edmund (Zeke) Bratkowski	1954, 57-60	537	263	49.0	3,639	6.78	24	4.5	58	10.8	46.6
Steve Romanik	1950-53	237	93	39.2	1,572	6.63	7	3.0	22	9.3	33.6

* based on official NFL rating system.

All-Time Leading Receivers

100+ Pass Receptions

Player	Seasons	No.	Yards	Avg.	TD
Johnny Morris	1958-67	356	5,059	14.2	31
Mike Ditka	1961-66	316	4,503	14.3	34
Dick Gordon	1965-71	238	3,550	14.9	35
Harlon Hill	1954-61	226	4,616	20.4	40
Jim Doolley	1952-54, 56-57, 59-62	211	3,172	15.0	16
Jim Keane	1946-51	206	3,031	14.7	23
Bill McColl	1952-59	201	2,815	14.0	25
Rick Casares	1955-64	182	1,538	8.5	10
Ron Bull	1962-70	163	1,404	8.6	4
Ken Kavanaugh	1940-41, 45-50	162	3,626	22.4	50
John Hoffman	1949-56	136	1,870	13.8	9
George Farmer	1970-75	113	1,909	16.9	10
Gale Sayers	1965-71	112	1,307	11.7	9
George Wilson	1937-46	111	1,342	12.1	15
Bob Wallace	1968-72	109	1,403	12.9	9
Gene Schroeder	1951-52, 54-57	104	1,870	18.0	13
Ray (Scooter) McLean	1940-47	103	2,232	21.7	21
Billy Stone	1951-54	100	1,374	13.7	10

All-Time Leading Kickoff Returners

20+ Kickoff Returns

Player	Seasons	No.	Yards	Avg.	TD
Gale Sayers	1965-71	91	2,781	30.6	6
Eddie Macon	1952-53	22	672	30.6	0
Harry Clark	1940-43	23	643	28.0	0
Frank Minini	1947-48	23	631	27.4	0
Ron Smith	1965, 70-72	85	2,263	26.6	1
Leon Campbell	1952-54	24	638	26.6	1
Brian Baschnagel	1976	29	754	26.0	0
Ken Grandberry	1974	22	568	25.8	0
Willie Galimore	1957-63	43	1,100	25.6	1
Charlie Bivins	1960-66	62	1,531	24.7	0
Cecil Turner	1968-73	108	2,616	24.2	4
Roosevelt Taylor	1961-69	25	598	23.9	0
Ron Drzewiecki	1955, 57	38	906	23.8	0
Jon Arnett	1964-66	22	520	23.6	0
Ike Hill	1973-74	27	637	23.6	1
Dick Gordon	1965-71	58	1,362	23.5	0
Johnny Morris	1958-67	54	1,267	23.5	0
Chuck Hunsinger	1950-52	31	717	23.1	0
Fred (Curley) Morrison	1950-53	31	698	22.5	0
Ray (Scooter) McLean	1940-47	22	492	22.4	0

Leading Punters

70+ Punts

Player	Seasons	No.	Yards	Avg.
George Gulyanics	1947-52	113	5,032	44.5
Bobby Joe Green	1962-73	833	35,057	42.1
Fred (Curley) Morrison	1950-53	243	10,170	41.9
Ed Brown	1954-61	343	13,912	40.6
Edmund (Zeke) Bratkowski	1954, 57-60	76	3,023	39.8
Sid Luckman	1939-50	230	8,842	38.4
Bob Parsons	1972-76	286	10,865	38.0

Individual Records

SERVICE

Seasons, Active Player

- 14 Bill George, 1952-65
- 13 George Trafton, 1920-32
Clyde (Bulldog) Turner, 1940-52
- 12 8 Players Tied

Consecutive Seasons, Active Player same as above

Games, Lifetime

- 161 Bobby Joe Green, 1962-73
- 159 Bill George, 1952-65
- 155 Joe Fortunato, 1955-66

Consecutive Games, Lifetime

- 142 Doug Buffone, 1966-76
- 136 Richie Petitbon, 1959-68
- 124 Bill George, 1952-62

Seasons, Head Coach

- 40 George Halas, 1920-29, 33-42,
46-55, 58-67
- 4 Hunk Anderson/Luke Johnsos
(co-coaches), 1942-45
Jim Dooley, 1968-71

SCORING

Points, Lifetime

- 541 George Blanda, 1949-58
(5-td, 247-xp, 88-fg)
- 456 Mac Percival, 1967-73 (159-xp, 99-fg)
- 377 Roger Leclerc, 1960-66
(152-xp, 75-fg)

Points, Season

- 132 Gale Sayers, 1965 (22-td)
- 109 Johnny Lujack, 1950
(11-td, 34-xp, 3-fg)
- 100 Mac Percival, 1968 (25-xp, 25-fg)

Points, Game

- 36 Gale Sayers, 12/12/65
- 24 7 Players Tied

Consecutive Games, 1+ Points

- 83 George Blanda, 10/28/51-11/9/58
- 34 Johnny Lujack, 9/26/48-12/3/50

Touchdowns

Touchdowns, Lifetime

- 59 Rick Casares, 1955-64
(49-rush, 10-rec)
- 56 Gale Sayers, 1965-71
(39-rush, 9-rec, 8-ret)
- 52 Ken Kavanaugh, 1940-41, 45-50
(50-rec, 2-ret)

Touchdowns, Season

- 22 Gale Sayers, 1965
(14-rush, 6-rec, 2-ret)
- 14 Rick Casares, 1956 (12-rush, 2-rec)

Touchdowns, Game

- 6 Gale Sayers, 12/12/65
(4-rush, 1-rec, 1-ret)
- 4 7 Players Tied

Consecutive Games, 1+ Touchdowns

- 8 Rick Casares, 11/1/59-9/25/60
- 7 Ken Kavanaugh, 11/2/47-12/14/47
- Willie Galimore, 9/28/58-11/9/58
- Gale Sayers, 10/26/69-12/6/69
- Walter Payton, 10/3/76-11/14/76

Extra Points

Extra Points, Lifetime

- 247 George Blanda, 1949-58
- 159 Mac Percival, 1967-73

Extra Points, Season

- 52 Roger Leclerc, 1965
- 45 George Blanda, 1956

Extra Points, Game

- 8 Bob Snyder, 11/14/43
- 7 9 Players Tied

Extra Points Attempted, Lifetime

- 250 George Blanda, 1949-58
- 162 Mac Percival, 1967-73

Extra Points Attempted, Season

- 52 Ray (Scooter) McLean, 1947
Roger Leclerc, 1965
- 47 George Blanda, 1956
- 46 Johnny Lujack, 1948

Extra Points Attempted, Game

- 8 Bob Snyder, vs. N.Y., 11/14/43
- George Blanda, vs. Balt., 10/21/56
- Roger Leclerc, vs. Balt., 11/25/62
- 7 By many players.

Consecutive Extra Points, Lifetime

- 156 George Blanda, 10/28/51-10/21/56
- 143 Mac Percival, 11/19/67-11/4/73

Extra Points (no misses), Season

- 52 Roger Leclerc, 1965
- 37 George Blanda, 1955

Extra Points (no misses), Game

- 8 Bob Snyder, 11/14/43
- 7 8 Players Tied

Field Goals

Field Goals, Lifetime

- 99 Mac Percival, 1967-73
- 88 George Blanda, 1949-58

Field Goals, Season

- 25 Mac Percival, 1968
- 20 Mac Percival, 1970

Field Goals, Game

- 5 Roger Leclerc, 12/3/61
- Mac Percival, 10/20/68

- 4 Roger Leclerc, 11/17/63
 Mac Percival, 10/27/68
 Mac Percival, 11/15/70
 Bob Thomas, 10/3/76

Field Goals Attempted, Lifetime

- 201 George Blanda, 1949-58
 182 Mac Percival, 1967-73

Field Goals Attempted, Season

- 36 Mac Percival, 1968
 34 Mac Percival, 1970

Field Goals Attempted, Game

- 7 Roger Leclerc, 11/17/63
 6 George Blanda, 11/3/57

Consecutive Field Goals, Lifetime

- 10 Mac Percival, 10/20/68-11/3/68
 8 Roger Leclerc, 11/8/64-11/26/64

Consecutive Games, 1+ Field Goals

- 12 George Blanda, 11/11/56-11/3/57
 10 George Blanda, 11/14/54-11/20/55
 Mac Percival, 10/13/68-12/15/68

Longest Field Goal

- 55 Bob Thomas, 11/23/75
 52 Lee Artoe, 10/27/40
 50 3 Times

Percentage, Lifetime (25+)

- 54.4 Mac Percival, 1967-73
 51.4 Roger Leclerc, 1960-66

Percentage, Season (10+)

- 69.4 Mac Percival, 1968
 68.8 George Blanda, 1955

Field Goals (no misses), Game

- 5 Roger Leclerc, 12/3/61
 Mac Percival, 10/20/68
 4 Mac Percival, 10/27/68
 Bob Thomas, 10/3/76

Safeties

Safeties, Lifetime

- 1 By many players.

RUSHING

Attempts

Attempts, Lifetime

- 1,386 Rick Casares, 1955-64
 991 Gale Sayers, 1965-71
 787 Ron Bull, 1962-70

Attempts, Season

- 311 Walter Payton, 1976
 236 Gale Sayers, 1969
 234 Rick Casares, 1956
 229 Gale Sayers, 1966

Attempts, Game

- 36 Walter Payton, 11/7/76
 31 Jim Harrison, 10/23/72
 30 Rick Casares, 10/9/60

- 28 Rick Casares, 11/24/57
 Gale Sayers, 11/9/69
 Walter Payton, 9/19/76

Yardage

Yards Gained, Lifetime

- 5,657 Rick Casares, 1955-64
 4,956 Gale Sayers, 1965-71
 2,985 Willie Galimore, 1957-63

Seasons, (1,000+)

- 2 Gale Sayers, 1966, 69
 1 Beattie Feathers, 1934
 Rick Casares, 1956
 Walter Payton, 1976

Yards Gained, Season

- 1,390 Walter Payton, 1976
 1,231 Gale Sayers, 1966
 1,126 Rick Casares, 1956
 1,032 Gale Sayers, 1969

Games, (100+) Lifetime

- 20 Gale Sayers, 1965-71
 13 Rick Casares, 1955-64
 9 Walter Payton, 1975-76
 5 Beattie Feathers, 1934-37

Consecutive Games, (100+)

- 3 Beattie Feathers, 9/30/34-10/10/34
 Rick Casares, 10/7/56-10/21/56
 Gale Sayers, 11/28/65-12/12/65
 Gale Sayers, 12/10/67-9/15/68
 Gale Sayers, 10/26/69-11/9/69
 Walter Payton, 10/3/76-10/17/76
 2 4 Players Tied

Games, (100+) Season

- 7 Rick Casares, 1956
 Walter Payton, 1976
 5 Beattie Feathers, 1934
 Gale Sayers, 1968
 4 Gale Sayers, 1966, 67, 69

Longest Run From Scrimmage

- 86 Bill Osmanski, (TD) 10/15/39
 85 Pete Stinchcomb, (TD) 11/20/21
 82 Beattie Feathers, (TD) 10/10/34

Average Gain

Average Gain, Lifetime (250+)

- 6.62 Bobby Douglass, 1969-75
 5.77 Beattie Feathers, 1934-37
 5.00 Gale Sayers, 1965-71

Average Gain, Season (100+)

- 9.94 Beattie Feathers, 1934
 6.87 Bobby Douglass, 1972
 6.20 Gale Sayers, 1968

Average Gain, Game (10+)

- 11.75 Joe Maniaci, 10/2/39
 11.59 Gale Sayers, 12/18/66
 11.18 Rick Casares, 12/16/56

Touchdowns

Touchdowns, Lifetime

- 49 Rick Casares, 1955-64
- 39 Gale Sayers, 1965-71
- 26 Hugh Gallarneau, 1941-42, 45-47
- Willie Galimore, 1957-63

Touchdowns, Season

- 14 Gale Sayers, 1965
- 13 Walter Payton, 1976
- 12 Rick Casares, 1956
- 11 Johnny Lujack, 1950

Touchdowns, Game

- 4 Rick Casares, 10/28/56
- Rick Casares, 12/6/59
- Gale Sayers, 12/12/65
- Bobby Douglass, 11/4/73
- 3 5 Players Tied

Consecutive Games, 1+ TDs

- 7 Gale Sayers, 10/26/69-12/6/69
- Walter Payton, 10/3/76-11/14/76
- 6 Beattie Feathers, 9/30/34-10/28/34
- Johnny Lujack, 10/1/50-11/12/50
- Rick Casares, 11/1/59-12/6/59
- Gale Sayers, 11/14/65-12/19/65

PASSING

Rating, Lifetime (400+ passes)

- 75.0 Sid Luckman, 1939-50
- 73.4 Bill Wade, 1961-66
- 72.8 Rudy Bukich, 1958-59, 62-68

Rating, Season (100+)

- 107.8 Sid Luckman, 1943
- 95.5 Sid Luckman, 1941
- 93.7 Bill Wade, 1961

Passes

Passes, Lifetime

- 1,744 Sid Luckman, 1939-50
- 1,407 Bill Wade, 1961-66
- 1,246 Ed Brown, 1954-61

Passes, Season

- 412 Bill Wade, 1962
- 385 Jack Concannon, 1970
- 362 George Blanda, 1953

Passes, Game

- 57 Bill Wade, 10/25/64
- 52 Johnny Lujack, 10/23/49
- 50 Jack Concannon, 12/20/70

Completions

Completions, Lifetime

- 904 Sid Luckman, 1939-50
- 767 Bill Wade, 1961-66
- 607 Ed Brown, 1954-61

Completions, Season

- 225 Bill Wade, 1962
- 194 Jack Concannon, 1970
- 192 Bill Wade, 1963

Completions, Game

- 33 Bill Wade, 10/25/64
- 31 Virgil Carter, 12/6/69
- 29 Johnny Lujack, 10/23/49

Completion Percentage

Completion Percentage, Lifetime (250+ comp.)

- 54.5 Bill Wade, 1961-66
- 54.0 Rudy Bukich, 1958-59, 62-68
- 51.8 Sid Luckman, 1939-50

Completion Percentage, Season (60+)

- 61.9 Rudy Bukich, 1964
- 57.1 Sid Luckman, 1941
- Ed Brown, 1956
- 56.4 Rudy Bukich, 1965

Completion Percentage, Game (10+)

- 86.7 Bob Williams, 10/12/52
- 83.3 Gene Ronzani, 10/22/44
- Ed Brown, 11/20/55
- Bill Wade, 11/8/64
- 81.3 Sid Luckman, 10/10/48

Yards Passing

Yards Passing, Lifetime

- 14,686 Sid Luckman, 1939-50
- 9,958 Bill Wade, 1961-66
- 9,698 Ed Brown, 1954-61

Yards Passing, Season

- 3,172 Bill Wade, 1962
- 2,712 Sid Luckman, 1947
- 2,658 Johnny Lujack, 1949

Games, 300+ Yards, Lifetime

- 9 Bill Wade, 1961-66
- 4 George Blanda, 1949-58

Consecutive Games, 300+

- 2 Sid Luckman, 10/12/47-10/19/47
- George Blanda, 10/17/54-10/24/54
- Bill Wade, 10/14/62-10/21/62
- Bill Wade, 11/18/62-11/25/62

Games, 300+ Yards, Season

- 4 Bill Wade, 1962
- 3 Bill Wade, 1961
- 2 4 Players Tied

Yards Passing, Game

- 468 Johnny Lujack, 12/11/49
- 466 Bill Wade, 11/18/62
- 433 Sid Luckman, 11/14/43

Longest Pass Completion

- 98 Bill Wade (to John Farrington), (TD) 10/8/61
- 93 Jack Concannon (To Dick Gordon), (TD) 11/19/67
- 91 Ed Brown (to Willard Deweall), (TD) 10/16/60

Touchdown Passes

Touchdown Passes, Lifetime

- 137 Sid Luckman, 1939-50
- 68 Bill Wade, 1961-66
- 63 Ed Brown, 1954-61

Touchdown Passes, Season

- 28 Sid Luckman, 1943
- 24 Sid Luckman, 1947
- 23 Johnny Lujack, 1949

Touchdown Passes, Game

- 7 Sid Luckman, 11/14/43
- 6 Johnny Lujack, 12/11/49
- 5 Ray Buivid, 12/5/37

Consecutive Games, 1+ TD Pass

- 19 Sid Luckman, 11/22/42-11/26/44
- 14 Sid Luckman, 10/12/47-10/17/48

Passes Had Intercepted

Passes Had Intercepted, Lifetime

- 132 Sid Luckman, 1939-50
- 88 Ed Brown, 1954-61
- 70 George Blanda, 1949-58

Passes Had Intercepted, Season

- 31 Sid Luckman, 1947
- 24 Bill Wade, 1962

Passes Had Intercepted, Game

- 7 Edmund (Zeke) Bratkowski, 10/2/60
- 5 7 Players Tied

Passes (none intercepted), Game

- 46 Bill Wade, 10/11/64
- 38 Bill Wade, 10/4/64

Percentage, Intercepted

Lowest Percentage, Lifetime (400+ passes)

- 4.69 Bill Wade, 1961-66
- 5.13 Rudy Bukich, 1958-59, 62-68
- 5.47 Jack Concannon, 1967-71

Lowest Percentage, Season (100+)

- 2.88 Rudy Bukich, 1965
- 3.37 Bill Wade, 1963
- 4.00 Bobby Douglass, 1974

Average Gain

Average Gain, Lifetime (400+ passes)

- 8.42 Sid Luckman, 1939-50
- 8.23 Bernie Masterson, 1934-40
- 7.79 Johnny Lujack, 1948-51

Average Gain, Season (100+)

- 10.86 Sid Luckman, 1943
- 9.924 Sid Luckman, 1941
- 9.923 Ed Brown, 1956

Average Gain, Game (10+)

- 17.09 Charlie O'Rourke, 11/22/42
- 16.88 Sid Luckman, 10/5/41
- 16.67 Gene Ronzani, 10/22/44

PASS RECEIVING

Pass Receptions, Lifetime

- 356 Johnny Morris, 1958-67
- 316 Mike Ditka, 1961-66
- 238 Dick Gordon, 1965-71

Pass Receptions, Season

- 93 Johnny Morris, 1964
- 75 Mike Ditka, 1964

Pass Receptions, Game

- 14 Jim Keane, 10/23/49
- 13 Mike Ditka, 10/25/64

Consecutive Games, 1+

- 49 Mike Ditka, 12/3/61-10/10/65
- 30 Johnny Morris, 12/15/63-9/11/66

Yards Gained

Yards Gained, Lifetime

- 5,059 Johnny Morris, 1958-67
- 4,616 Harlon Hill, 1954-61

Seasons, 1,000+ Yards

- 2 Harlon Hill, 1954, 56
- 1 3 Players Tied

Yards Gained, Season

- 1,200 Johnny Morris, 1964
- 1,128 Harlon Hill, 1956
- 1,124 Harlon Hill, 1954

Games, 100+ Yards, Lifetime

- 19 Harlon Hill, 1954-61
- 15 Johnny Morris, 1958-67
- 14 Mike Ditka, 1961-66

Consecutive Games, 100+

- 3 Harlon Hill, 11/1/56-11/25/56
- 2 7 Players Tied

Games, 100+ Yards, Season

- 7 Harlon Hill, 1954
- 6 Harlon Hill, 1956
- Johnny Morris, 1964

Yards Gained, Game

- 214 Harlon Hill, 10/31/54
- 201 Johnny Morris, 11/18/62
- 198 Harlon Hill, 10/21/56

Longest Pass Reception

- 98 John Farrington (from Bill Wade), (TD) 10/8/61
- 93 Dick Gordon (from Jack Concannon), (TD) 11/19/67
- 91 Willard Dewveall (from Ed Brown), (TD) 10/16/60

Average Gain

Average Gain, Lifetime (75+ rec.)

- 22.38 Ken Kavanaugh, 1940-41, 45-50
- 21.67 Ray (Scooter) McLean, 1940-47

Average Gain, Season (30+)

- 25.56 Ken Kavanaugh, 1947
- 24.98 Harlon Hill, 1954

Average Gain, Game (4+)

- 44.75 Dick Gordon, 11/19/67
 37.50 Gene Schroeder, 12/16/51

Touchdowns**Touchdowns, Lifetime**

- 50 Ken Kavanaugh, 1940-41, 45-50
 40 Harlon Hill, 1954-61

Touchdowns, Season

- 13 Ken Kavanaugh, 1947
 Dick Gordon, 1970
 12 Harlon Hill, 1954
 Mike Ditka, 1961

Touchdowns, Game

- 4 Harlon Hill, 10/31/54
 Mike Ditka, 10/13/63
 3 6 Players Tied

Consecutive Games, 1+ TD

- 7 Ken Kavanaugh, 11/2/47-12/14/47
 5 Mike Ditka, 10/22/61-11/19/61

INTERCEPTIONS BY**Interceptions By, Lifetime**

- 37 Richie Petitbon, 1959-68
 27 Bennie McRae, 1962-70
 26 Dave Whitsell, 1961-66

Interceptions By, Season

- 9 Roosevelt Taylor, 1963
 8 Clyde (Bulldog) Turner, 1942
 Johnny Lujack, 1948
 Richie Petitbon, 1963

Interceptions By, Game

- 3 Hank Margarita, 11/11/45
 Johnny Lujack, 9/26/48
 Richie Petitbon, 9/24/67
 Curtiss Gentry, 11/19/67
 Ross Brupbacher, 12/12/76

Consecutive Games, 1+

- 4 Clyde (Bulldog) Turner, 9/27/42-10/18/42
 S. J. Whitman, 12/13/53-10/10/54
 Ken Gorgal, 10/9/55-10/30/55
 Erich Barnes, 10/12/58-11/2/58
 Richie Petitbon, 12/10/61-9/23/62
 Charlie Ford, 10/28/73-11/18/73

Yards Returned**Yards Returned, Lifetime**

- 643 Richie Petitbon, 1959-68
 485 Bennie McRae, 1962-70
 414 Roosevelt Taylor, 1961-69

Yards Returned, Season

- 212 Richie Petitbon, 1962
 182 J. C. Caroline, 1956
 172 Don Kindt, 1953
 Roosevelt Taylor, 1963

Yards Returned, Game

- 101 Richie Petitbon, 12/9/62
 96 Clyde (Bulldog) Turner, 10/26/47
 Roosevelt Taylor, 10/20/68
 89 Bennie McRae, 10/24/65

Longest Interception Return

- 101 Richie Petitbon, (TD) 12/9/62
 96 Clyde (Bulldog) Turner, (TD) 10/26/47
 Roosevelt Taylor, (TD) 10/20/68
 89 Bennie McRae, (TD) 10/24/65

Touchdowns**Touchdowns, Lifetime**

- 4 Bennie McRae, 1962-70
 3 Richie Petitbon, 1959-68
 Roosevelt Taylor, 1961-69

Touchdowns, Season

- 2 Jerry Weatherly, 1950
 J. C. Caroline, 1956
 Bennie McRae, 1967

Touchdowns, Game

- 1 By many players. Last:
 Allan Ellis, 12/12/76

PUNTING**Punts****Punts, Lifetime**

- 833 Bobby Joe Green, 1962-73
 343 Ed Brown, 1954-61
 286 Bob Parsons, 1972-76
 243 Fred (Curley) Morrison, 1950-53

Punts, Season

- 99 Bob Parsons, 1976
 93 Bob Parsons, 1975
 90 Bob Parsons, 1974
 83 Bobby Joe Green, 1970

Punts, Game

- 14 Keith Molesworth, 12/10/33
 11 Ed Brown, 11/29/59
 Bobby Joe Green, 12/2/73
 Bob Parsons, 12/12/76

Yards Punting**Yards Punting, Lifetime**

- 35,057 Bobby Joe Green, 1962-73
 13,912 Ed Brown, 1954-61
 10,865 Bob Parsons, 1972-76
 10,170 Fred (Curley) Morrison, 1950-53

Yards Punting, Season

- 3,726 Bob Parsons, 1976
 3,625 Bob Parsons, 1975
 3,408 Bob Parsons, 1974
 3,395 Bobby Joe Green, 1970

Yards Punting, Game

- 517 Keith Molesworth, 12/10/33
 471 George Gulyanics, 11/14/48
 441 Bob Parsons, 10/5/75

Longest Punt

- 94 Joe Lintzenich, 11/16/31
- 79 George McAfee, 11/17/40
- 78 Sid Luckman, 10/31/43

Average

Average, Lifetime (75+ punts)

- 44.53 George Gulyanics, 1947-52
- 42.09 Bobby Joe Green, 1962-73
- 41.85 Fred (Curley) Morrison, 1950-53

Average, Season (30+ punts)

- 46.47 Bobby Joe Green, 1963
- 44.52 Bobby Joe Green, 1964
- 44.22 George Gulyanics, 1948

Average, Game (4+ punts)

- 57.25 Fred (Curley) Morrison, 11/16/52
- 53.40 Ed Brown, 10/30/60
- 52.43 Bobby Joe Green, 12/1/63

Punts Had Blocked

Punts Had Blocked, Lifetime

- 5 Ed Brown, 1954-61
- 4 Fred (Curley) Morrison, 1950-53

Punts Had Blocked, Season

- 2 Fred (Curley) Morrison, 1953
- Ed Brown, 1960
- Jon Kilgore, 1968

Punts Had Blocked, Game

- 2 Jon Kilgore, 12/8/68
- 1 By many players. Last:
Bob Parsons, 9/15/74

PUNT RETURNS

Punt Returns, Lifetime

- 112 George McAfee, 1940-41, 45-50
- 104 Johnny Morris, 1958-67
- 86 Ron Smith, 1965, 70-72

Punt Returns, Season

- 42 Virgil Livers, 1975
- 36 Ike Hill, 1973

Punt Returns, Game

- 7 George McAfee, 10/15/50
Ron Smith, 10/15/72
- 6 4 Players Tied

Fair Catches

Fair Catches, Lifetime

- 32 Gale Sayers, 1965-71
- 24 Cecil Turner, 1968-73
- 19 Johnny Morris, 1958-67

Fair Catches, Season

- 17 Cecil Turner, 1968
- 12 Dick Gordon, 1967
- 11 Gale Sayers, 1966

Fair Catches, Game

- 4 Cecil Turner, 10/28/68
- 3 5 Players Tied

Yards Returned

Yards Returned, Lifetime

- 1,431 George McAfee, 1940-41, 45-50
- 893 Johnny Morris, 1958-67
- 661 Virgil Livers, 1975-76
- 635 J. R. Boone, 1948-51

Yards Returned, Season

- 456 Virgil Livers, 1975
- 417 George McAfee, 1948
- 284 George McAfee, 1950

Yards Returned, Game

- 134 Gale Sayers, 12/12/65
- 108 George McAfee, 10/10/48
- 102 Ray (Scooter) McLean, 10/11/42

Longest Punt Return

- 89 Ray (Scooter) McLean, (TD) 10/11/42
- 85 Gale Sayers, (TD) 12/12/65
- 78 Johnny Morris, (TD) 10/11/59

Average Return

Average Return, Lifetime (25+)

- 14.81 Ray (Scooter) McLean, 1940-47
- 14.48 Gale Sayers, 1965-71

Average Return, Season (1+ Per Game)

- 15.80 Harry Clark, 1943
- 14.88 Gale Sayers, 1965

Highest Average Return, Game (3+)

- 36.00 George McAfee, 10/10/48
- 34.00 Ray (Scooter) McLean, 10/11/42
- 26.80 Gale Sayers, 12/12/65

Touchdowns

Touchdowns, Lifetime

- 3 Ray (Scooter) McLean, 1940-47
- 2 George McAfee, 1940-41, 45-50
- Gale Sayers, 1965-71

Touchdowns, Season

- 1 By many players.

Touchdowns, Game

- 1 By many players. Last:
Ike Hill, vs. Dall., 9/16/73

KICKOFF RETURNS

Kickoff Returns, Lifetime

- 108 Cecil Turner, 1968-73
- 91 Gale Sayers, 1965-71
- 85 Ron Smith, 1965, 70-72

Kickoff Returns, Season

- 31 Cecil Turner, 1971
- 30 Ron Smith, 1972

Kickoff Returns, Game

- 6 Charlie Sumner, 11/27/55
Ron Smith, 11/19/72
- 5 9 Players Tied

Yards Returned

Yards Returned, Lifetime

- 2,781 Gale Sayers, 1965-71
- 2,616 Cecil Turner, 1968-73
- 2,263 Ron Smith, 1965, 70-72

Yards Returned, Season

- 924 Ron Smith, 1972
- 754 Brian Baschnagel, 1976
- 752 Cecil Turner, 1970
- 718 Gale Sayers, 1966

Yards Returned, Game

- 208 Ron Smith, 11/19/72
- 178 Ron Smith, 12/17/72
- 170 Gale Sayers, 10/17/65

Longest Kickoff Return

- 103 Gale Sayers, (TD) 9/17/67
- 100 Don Bingham, (TD) 11/18/56
- 99 Willie Galimore, (TD) 10/4/58

Average Return

Average Return, Lifetime (25+)

- 30.56 Gale Sayers, 1965-71
- 26.62 Ron Smith, 1965, 70-72
- 26.00 Brian Baschnagel, 1976
- 25.58 Willie Galimore, 1957-63

Average Return, Season (1+ per game)

- 37.69 Gale Sayers, 1967
- 32.70 Cecil Turner, 1970
- 31.71 Walter Payton, 1975

Average Return, Game (3+)

- 52.00 Cecil Turner, 9/19/70
- 48.67 Dick Gordon, 9/16/66
- 48.33 Gale Sayers, 12/3/67

Touchdowns

Touchdowns, Lifetime

- 6 Gale Sayers, 1965-71
- 4 Cecil Turner, 1968-73

Touchdowns, Season

- 4 Cecil Turner, 1970
- 3 Gale Sayers, 1967
- 2 Gale Sayers, 1966

Touchdowns, Game

- 1 By many players. Last: Ike Hill, 10/28/73

FUMBLES

Fumbles, Lifetime

- 35 Rick Casares, 1955-64
- 34 Willie Galimore, 1957-63
- Gale Sayers, 1965-71
- 28 Bobby Douglass, 1969-75

Fumbles, Season

- 14 Gary Huff, 1974
- 13 Carl Garrett, 1973
- 12 Chick Jagade, 1954
- Rudy Bukich, 1965

Fumbles, Game

- 4 Hugh Gallarneau, 12/1/46
- Rudy Bukich, 12/5/65
- 3 9 Players Tied

Total Fumbles Recovered

Fumbles Recovered, Lifetime

- 27 Dick Butkus, 1965-73 (2-own, 25-opp)
- 21 Joe Fortunato, 1955-66 (21-opp)
- 17 Bill George, 1952-65 (1-own, 16-opp)

Fumbles Recovered, Season

- 7 Dick Butkus, 1965 (1-own, 6-opp)
- Gary Huff, 1974 (7-own)
- 6 Don Kindt, 1947 (3-own, 3-opp)
- Jack Concannon, 1970 (6-own)

Fumbles Recovered, Game

- 3 Gary Huff, (3-own) 9/15/74
- Virgil Livers, (3-own) 10/5/75
- 2 By many players.

Own Fumbles Recovered

Own Fumbles Recovered, Lifetime

- 13 Gale Sayers, 1965-71
- 10 Ed Brown, 1954-61
- 9 Johnny Morris, 1958-67
- Ron Bull, 1962-70

Own Fumbles Recovered, Season

- 7 Gary Huff, 1974
- 6 Jack Concannon, 1970
- 5 Bobby Douglass, 1972

Own Fumbles Recovered, Game

- 3 Gary Huff, 9/15/74
- Virgil Livers, 10/5/75

Opponents' Fumbles Recovered

Opponents' Fumbles Recovered, Lifetime

- 25 Dick Butkus, 1965-73
- 21 Joe Fortunato, 1955-66
- 16 Bill George, 1952-65

Opponents' Fumbles Recovered, Season

- 6 Dick Butkus, 1965
- 5 Ed O'Bradovich, 1962
- 4 7 Players Tied

Opponents' Fumbles Recovered, Game

- 2 By many players. Last: Ross Brupbacher, 11/21/76

Yards Returned (Total Fumbles)

Yards Returned, Lifetime

- 128 Charlie Sumner, 1955, 58-60 (128-opp)
- 111 Ed Sprinkle, 1944-55 (1-own, 110-opp)
- 84 Larry Brink, 1954 (84-opp)

Yards Returned, Season

- 101 Charlie Sumner, 1958 (101-opp)
- 84 Larry Brink, 1954 (84-opp)
- 62 Bill Garrett, 1950 (62-opp)

Yards Returned, Game

- 86 Charlie Sumner, 12/7/58
 84 Larry Brink, 11/28/54
 62 Bill Garrett, 11/5/50

Yards Returned (Own Fumbles)**Yards Returned, Lifetime**

- 36 John Adams, 1959-62
 24 Ike Hill, 1973-74
 22 Ron Bull, 1962-70

Yards Returned, Season

- 36 John Adams, 1961
 24 Ike Hill, 1973
 21 Ron Bull, 1962

Yards Returned, Game

- 36 John Adams, 11/19/61
 24 Ike Hill, 11/12/73
 21 Ron Bull, 11/4/62

Longest Return, Own Fumble

- 36 John Adams, 11/19/61
 24 Ike Hill, 11/12/73
 21 Ron Bull, 11/4/62

**Yards Returned
(Opponents' Fumbles)****Yards Returned, Lifetime**

- 128 Charlie Sumner, 1955, 58-60
 110 Ed Sprinkle, 1944-55
 84 Larry Brink, 1954

Yards Returned, Season

- 101 Charlie Sumner, 1958
 84 Larry Brink, 1954
 62 Bill Garrett, 1950

Yards Returned, Game

- 86 Charlie Sumner, 12/7/58
 84 Larry Brink, 11/28/54
 62 Bill Garrett, 11/5/50

Longest Return (Opponents' Fumble)

- 98 George Halas, (TD) 11/4/23
 86 Charlie Sumner, (TD) 12/7/58
 84 Larry Brink, (TD) 11/28/54

Touchdowns (Total Fumbles)**Touchdowns, Lifetime**

- 2 Fred Evans, 1948 (2-opp)
 Ken Kavanaugh, 1940-41, 45-50 (2-own)
 Ed Sprinkle, 1944-55 (2-opp)
 Mike Ditka, 1961-66 (2-own)

Touchdowns, Season

- 2 Fred Evans, 1948 (2-opp)

Touchdowns, Game

- 2 Fred Evans, (2-opp) 11/28/48
 1 By many players. Last:
 Dick Butkus, (opp) 10/28/73

Touchdowns (Own Fumbles)**Touchdowns, Lifetime**

- 2 Ken Kavanaugh, 1940-41, 45-50
 Mike Ditka, 1961-66

Touchdowns, Season

- 1 By many players.

Touchdowns, Game

- 1 By many players. Last:
 Johnny Musso, 11/31/76

**Touchdowns
(Opponents' Fumbles)****Touchdowns, Lifetime**

- 2 Fred Evans, 1948
 Ed Sprinkle, 1944-55

Touchdowns, Season

- 2 Fred Evans, 1948

Touchdowns, Game

- 2 Fred Evans, 11/28/48
 1 By many players. Last:
 Dick Butkus, 10/28/73

TAKEAWAYS

(Interceptions and Opponents' Fumbles Recovered)

Takeaways, Lifetime

- 47 Dick Butkus, 1965-73
 (22-int, 25-opp fum rec)
 44 Richie Petitbon, 1959-68
 (37-int, 7-opp fum rec)
 37 Joe Fortunato, 1955-66
 (16-int, 21-opp fum rec)

Takeaways, Season

- 12 Roosevelt Taylor, 1963
 (9-int, 3-opp fum rec)
 11 Dick Butkus, 1965
 (5-int, 6-opp fum rec)
 10 Richie Petitbon, 1963
 (8-int, 2-opp fum rec)
 Ross Brupbacher (7-int, 3-opp fum rec)

Takeaways, Game

- 4 Bill George, (2-int, 2-opp fum rec)
 12/3/61
 3 9 Players Tied

**COMBINED
NET YARDS GAINED**

(Includes Attempts and Yards Gained on Rushes, Pass Receptions and Returns of Interceptions, Punts, Kickoffs and Fumbles)

Attempts**Attempts, Lifetime**

- 1,579 Rick Casares, 1955-64
 1,234 Gale Sayers, 1965-71
 977 Ron Bull, 1962-70

Attempts, Season

- 295 Gale Sayers, 1966
 269 Gale Sayers, 1969
 262 Rick Casares, 1956

Yards Gained

Attempts, Game

37	Walter Payton, 11/7/76
32	Jon Arnett, 11/15/64 Jim Harrison, 10/23/72
31	Rick Casares, 11/18/56 Walter Payton, 9/19/76
30	Rick Casares, 10/9/60

Yards Gained, Lifetime

9,435	Gale Sayers, 1965-71
8,276	Johnny Morris, 1958-67
7,308	Rick Casares, 1955-64

Yards Gained, Season

2,440	Gale Sayers, 1966
2,272	Gale Sayers, 1965
1,689	Gale Sayers, 1967

Yards Gained, Game

339	Gale Sayers, vs. Minn., 12/18/66
336	Gale Sayers, vs. S.F., 12/12/65
300	Walter Payton, vs. N.O., 12/21/75

Team Records

OFFENSE WON-LOST

+ Winning Percentage, Season

1.000	1934 (13 games) 13-0
	1942 (11 games) 11-0

— Winning Percentage, Season

.071	1969 (14 games) 1-13
------	----------------------

Consecutive Games Won

17	Nov. 26, 1933-Dec. 2, 1934
16	Nov. 9, 1941-Dec. 6, 1942

Consecutive Games Without Losing

24	Nov. 9, 1941-Nov. 14, 1943
----	----------------------------

Consecutive Games Lost

8	Dec. 15, 1968-Nov. 2, 1969
---	----------------------------

Consecutive Games Without Winning

10	Nov. 23, 1929-Sept. 28, 1930
----	------------------------------

SCORING

Most Points, Season

409	1965 (14 games)
396	1941 (11 games)

Fewest Points, Season

133	1933 (13 games)
151	1932 (14 games)

Most Points, Game

61	vs. S.F., Dec. 12, 1965
----	-------------------------

Touchdowns

Most Touchdowns, Season

56	1941 (11 games)
54	1965 (14 games)

Fewest Touchdowns, Season

16	1933 (13 games)
18	1974 (14 games)

Most Touchdowns, Game

9	vs. S.F., Dec. 12, 1965
---	-------------------------

Extra Points

Most Extra Points, Season

52	1965 (14 games)
51	1948 (12 games)

Fewest Extra Points, Season

15	1933 (13 games)
16	1932 (14 games)

Extra Points Missed, Season

11	1939 (11 games)
	1941 (11 games)

Extra Points (no misses), Season

37	1955 (12 games)
----	-----------------

Extra Points, Game

8	vs. N.Y., Nov. 14, 1943
	vs. Wash., Oct. 26, 1947

Extra Points Missed, Game

3	vs. Phil., Oct. 13, 1935 (3/6)
	vs. N.Y., Nov. 8, 1936 (1/4)
	vs. Pitt., Oct. 2, 1939 (2/5)
	vs. Chi. Cards, Oct. 12, 1941 (5/8)
	vs. Clev., Nov. 9, 1941 (1/4)

Field Goals

+ Field Goals, Season

25	1968 (14 games)
----	-----------------

— Field Goals, Season

0	1944 (10 games)
	1947 (12 games)
	Since 1961:
8	1969 (14 games)

Field Goals, Game

5	vs. Det., Dec. 3, 1961
	vs. Phil., Oct. 20, 1968

Field Goals Attempted, Season

36	1968 (14 games)
----	-----------------

Fewest Attempted, Season

0	1944 (10 games)
	Since 1961:
13	1974 (14 games)

Field Goals Attempted, Game
7 vs. G.B., Nov. 17, 1963

Safeties

Most Safeties, Season
2 1933 (13 games)
1938 (11 games)
1952 (12 games)
1969 (14 games)
1976 (14 games)

Most Safeties, Game
2 vs. Pitt., Nov. 9, 1969

FIRST DOWNS

+ First Downs, Season
263 1947 (12 games)
257 1963 (14 games)
1965 (14 games)

— First Downs, Season
114 1937 (11 games)
115 1933 (13 games)
Since 1961:
175 1967 (14 games)

+ First Downs, Game
30 vs. N.Y. Yanks, Dec. 9, 1951

— First Downs, Game
2 vs. G.B., Dec. 10, 1933

Rushing

+ First Downs Rushing, Season
141 1950 (12 games)
1951 (12 games)

— First Downs Rushing, Season
55 1970 (14 games)

+ First Downs Rushing, Game
19 vs. G.B., Nov. 6, 1955

— First Downs Rushing, Game
0 vs. Chi. Cards, Oct. 14, 1945
vs. Balt., Oct. 5, 1957

Passing

+ First Downs Passing, Season
144 1954 (12 games)
141 1964 (14 games)

— First Downs Passing, Season
41 1940 (11 games)
48 1942 (11 games)
54 1972 (14 games)

+ First Downs Passing, Game
21 vs. Dall., Nov. 18, 1962

— First Downs Passing, Game
0 vs. G.B., Nov. 7, 1937
vs. G.B., Sept. 28, 1941

By Penalty

+ First Downs By Penalty, Season
32 1963 (14 games)

— First Downs By Penalty, Season
5 1939 (11 games)
Since 1961:
12 1972 (14 games)

First Downs By Penalty, Game
9 vs. Clev., Nov. 25, 1951

NET YARDS GAINED (RUSHING & PASSING)

+ Yards Gained, Season
5,053 1947 (12 games)
4,897 1965 (14 games)

— Yards Gained, Season
2,641 1937 (11 games)
Since 1961:
3,129 1973 (14 games)

+ Yards Gained, Game
682 vs. N.Y. Giants, Nov. 14, 1943

— Yards Gained, Game
66 vs. Den., Dec. 5, 1971

RUSHING Attempts

Most Attempts, Season
578 1976 (14 games)

Fewest Attempts, Season
353 1954 (12 games)
1970 (14 games)

Most Attempts, Game
72 vs. Brk., Oct. 20, 1935

Fewest Attempts, Game
14 vs. Minn., Dec. 13, 1964

Yards Gained

Most Yards Gained, Season
2,847 1934 (13 games)

Fewest Yards Gained, Season
1,092 1970 (14 games)

Most Yards Gained, Game
408 vs. Brk., Oct. 20, 1935

Fewest Yards Gained, Game
1 vs. L.A., Oct. 26, 1952

Average Gain

Highest Average Gain, Season
5.19 1934 (13 games)
4.75 1968 (14 games)

Lowest Average Gain, Season
3.08 1953 (12 games)
3.09 1970 (14 games)

Highest Average Gain, Game
13.75 vs. Cin., Sept. 30, 1934

Lowest Average Gain, Game
0.03 vs. L.A., Oct. 26, 1952

Touchdowns

Most Touchdowns, Season

30 1941 (11 games)
27 1965 (14 games)

Fewest Touchdowns, Season

3 1933 (13 games)
1970 (14 games)

Most Touchdowns, Game

6 vs. Det., Oct. 19, 1941

PASSING

Passes

Most Passes, Season

494 1964 (14 games)

Fewest Passes, Season

147 1937 (11 games)
Since 1961:
205 1972 (14 games)

Most Passes, Game

59 vs. N.Y. Giants, Oct. 23, 1949

Fewest Passes, Game

4 vs. Det., Oct. 15, 1967

Completions

Most Completions, Season

282 1964 (14 games)

Fewest Completions, Season

56 1937 (11 games)
Since 1961:
78 1972 (14 games)

Most Completions, Game

34 vs. N.Y. Giants, Oct. 23, 1949

Fewest Completions, Game

1 vs. G.B., Oct. 27, 1935
vs. Det., Nov. 25, 1937
vs. G.B., Sept. 18, 1938
vs. G.B., Sept. 28, 1941
vs. Phil., Dec. 10, 1972

Completion Percentage

Highest Percentage, Season

57.1 1964 (14 games)

Lowest Percentage, Season

29.7 1934 (13 games)

Highest Percentage, Game (10+ comp.)

78.9 vs. L.A., Nov. 26, 1961

Lowest Percentage, Game (10+ passes)

11.7 vs. Den., Dec. 12, 1976

Yards Passing (Net Since 1952)

Most Yards Passing, Season

3,104 1954 (12 games)

Fewest Yards Passing, Season

955 1934 (13 games)
1,108 1972 (14 games)

Most Yards Passing, Game

488 vs. N.Y. Giants, Nov. 14, 1943

Fewest Yards Passing, Game

-7 vs. Den., Dec. 5, 1971

Times Sacked

Most Times Sacked, Season

55 1969 (14 games)

Fewest Times Sacked, Season

20 1963 (14 games)

Most Times Sacked, Game

9 vs. Minn., Nov. 2, 1969
vs. Den., Dec. 5, 1971

Yards Lost Attempting To Pass

+ Yards Lost, Season

439 1969 (14 games)

- Yards Lost, Season

109 1947 (12 games)
175 1972 (14 games)

+ Yards Lost, Game

70 vs. Den., Dec. 5, 1971

Touchdown Passes

+ Touchdown Passes, Season

29 1947 (12 games)

- Touchdown Passes, Season

5 1950 (12 games)

+ Touchdown Passes, Game

7 vs. N.Y., Nov. 14, 1943

Passes Had Intercepted

+ Passes Had Intercepted, Season

35 1947 (12 games)
1954 (12 games)

- Passes Had Intercepted, Season

11 1941 (11 games)
12 1945 (10 games)
1965 (14 games)

+ Passes Had Intercepted, Game

8 vs. Det., Sept. 22, 1968

Percentage, Intercepted

+ Percentage, Intercepted, Season

14.95 1942 (11 games)

- Percentage, Intercepted, Season

3.32 1965 (14 games)

Average Gain Per Pass

+ Average Gain, Season

10.21 1941 (11 games)

- Average Gain, Season
- 4.97 1934 (13 games)
- 5.02 1969 (14 games)

PUNTING

Punts

Most Punts, Season

- 100 1976 (14 games)
- 94 1975 (14 games)

Fewest Punts, Season

- 32 1941 (11 games)
- 58 1965 (14 games)

Most Punts, Game

- 17 vs. G.B., Oct. 22, 1933
- 14 vs. G.B., Dec. 10, 1933

Fewest Punts, Game

- 0 vs. G.B., Nov. 6, 1955
- vs. N.Y., Nov. 28, 1965
- vs. Det., Oct. 1, 1972

Average

Highest Average, Season

- 46.47 1963 (14 games)

Lowest Average, Season

- 35.73 1945 (10 games)

+ Average, Game (4+ punts)

- 57.25 vs. L.A., Nov. 16, 1952

— Average, Game (4+ punts)

- 25.00 vs. Card-Pitt., Dec. 3, 1944

PUNT RETURNS

Most Returns, Season

- 60 1950 (12 games)
- 57 1970 (14 games)

Fewest Returns, Season

- 19 1968 (14 games)

Most Returns, Game

- 11 vs. Chi. Cards, Oct. 8, 1950

Fair Catches

Most Fair Catches, Season

- 28 1967 (14 games)

Fewest Fair Catches, Season

- 3 1975 (14 games)

Most Fair Catches, Game

- 6 vs. St.L., Oct. 31, 1966
- vs. Minn., Dec. 10, 1967

Yards Returned

Most Yards, Season

- 781 1948 (12 games)

Fewest Yards, Season

- 81 1968 (14 games)

Most Yards, Game

- 151 vs. Chi. Cards, Oct. 12, 1941

Fewest Yards, Game

- 6 vs. Minn., Dec. 19, 1965

Average Return

Highest Average, Season

- 20.22 1941 (11 games)

Lowest Average, Season

- 3.40 1957 (12 games)

Touchdowns

Most Touchdowns, Season

- 2 1941 (11 games)

Most Touchdowns, Game

- 1 in many games. Last:
- vs. Dall., Sept. 16, 1973

KICKOFF RETURNS

Most Returns, Season

- 74 1975 (14 games)

Fewest Returns, Season

- 20 1942 (11 games)

- 26 1963 (14 games)

Most Returns, Game

- 10 vs. Chi. Cards, Nov. 27, 1955

Fewest Returns, Game

- 0 vs. Pitt., Oct. 26, 1941
- vs. Clev., Nov. 29, 1942
- vs. G.B., Nov. 7, 1943
- vs. G.B., Sept. 26, 1948
- vs. G.B., Sept. 25, 1949
- vs. S.F., Nov. 19, 1950
- vs. Balt., Oct. 10, 1954

Yards Returned

Most Yards, Season

- 1,644 1975 (14 games)

Fewest Yards, Season

- 424 1963 (14 games)

Most Yards, Game

- 304 vs. G.B., Nov. 9, 1952

Fewest Yards, Game

- 0 in many games. Last:
- vs. Minn., Oct. 1, 1967

Average Return

Highest Average Return, Season

- 29.38 1972 (14 games)

Lowest Average Return, Season

- 16.31 1963 (14 games)

Touchdowns

Most Touchdowns, Season

- 4 1970 (14 games)

Most Touchdowns, Game

- 2 vs. G.B., Sept. 22, 1940
vs. G.B., Nov. 9, 1952

FUMBLES**Most Fumbles, Season**

- 56 1938 (11 games)

Fewest Fumbles, Season

- 16 1963 (14 games)

Most Fumbles, Game

- 8 vs. Chi. Cards, Sept. 11, 1938

Total Fumbles Recovered**Most Recovered, Season**

- 51 1938 (11 games)

Fewest Recovered, Season

- 15 1943 (10 games)

- 20 1969 (14 games)

Most Recovered, Game

- 8 vs. Clev., Nov. 24, 1940
vs. Balt., Dec. 5, 1965

Own Fumbles Recovered**Most Own Recovered, Season**

- 37 1938 (11 games)

- 19 1942 (11 games)

Fewest Own Recovered, Season

- 5 1955 (12 games)

- 1963 (14 games)

Most Own Recovered, Game

- 7 vs. Chi. Cards, Sept. 11, 1938

Opponents' Fumbles Recovered**Most Opponents' Recovered, Season**

- 26 1952 (12 games)

- 24 1962 (14 games)

- 1965 (14 games)

Fewest Opponents' Recovered, Season

- 6 1943 (10 games)

- 11 1969 (14 games)

Most Opponents' Recovered, Game

- 5 vs. Clev., Sept. 15, 1939

- vs. Det., Nov. 22, 1942

- vs. Phil., Oct. 12, 1947

- vs. Chi. Cards, Dec. 14, 1952

- vs. G.B., Nov. 6, 1955

- vs. Chi. Cards, Nov. 29, 1959

- vs. Den., Sept. 30, 1973

Fumbles Lost**Most Lost, Season**

- 26 1973 (14 games)

Fewest Lost, Season

- 10 1956 (12 games)

- 1960 (12 games)

- 11 1963 (14 games)

Most Lost, Game

- 5 vs. Chi. Cards, Dec. 1, 1940

- vs. Chi. Cards, Dec. 7, 1941

- vs. G.B., Nov. 9, 1947

- vs. Det., Nov. 23, 1952

- vs. Det., Dec. 14, 1958

- vs. Dall., Sept. 16, 1973

**Touchdowns
(Total Fumbles Recovered)****Touchdowns (Total Fumbles), Season**

- 5 1942 (11 games)

Touchdowns (Total Fumbles), Game

- 2 vs. Wash., Nov. 28, 1948

PENALTIES**Most Penalties, Season**

- 122 1948 (12 games)

Fewest Penalties, Season

- 57 1955 (12 games)

- 69 1962 (14 games)

Most Penalties, Game

- 22 vs. Phil., Nov. 26, 1944

Fewest Penalties, Game

- 0 vs. Clev., Oct. 9, 1938

- vs. Minn., Oct. 23, 1972

Yards Penalized**Most Yards Penalized, Season**

- 1,194 1968 (14 games)

Fewest Yards Penalized, Season

- 498 1955 (12 games)

- 574 1972 (14 games)

Most Yards Penalized, Game

- 170 vs. Phil., Nov. 26, 1944

Fewest Yards Penalized, Game

- 0 vs. Clev., Oct. 9, 1938

- vs. Minn., Oct. 23, 1972

**DEFENSE
SCORING****Most Points Allowed, Season**

- 379 1964 (14 games)

- 1975 (14 games)

Fewest Points Allowed, Season

- 44 1932 (14 games)

Most Points Allowed, Game

- 53 vs. Chi. Cards, Nov. 27, 1955

Touchdowns**Most TDs Allowed, Season**

- 48 1975 (14 games)

Fewest TDs Allowed, Season

6 1932 (14 games)

Most TDs Allowed, Game

7 vs. Chi. Cards, Nov. 27, 1955
 vs. Balt., Oct. 4, 1958
 vs. G.B., Sept. 30, 1962
 vs. Balt., Sept. 27, 1964
 vs. S.F., Sept. 19, 1965

Extra Points**Most Allowed, Season**

47 1975 (14 games)

Fewest Allowed, Season

4 1932 (14 games)

Most Missed by Opponents, Season

6 1955 (12 games)

Most Allowed, Game

7 vs. G.B., Sept. 30, 1962
 vs. Balt., Sept. 27, 1964

Most Missed by Opponents, Game

3 vs. Clev., Nov. 24, 1940 (1/4)

Field Goals**Most FGs Allowed, Season**

25 1973 (14 games)

Fewest FGs Allowed, Season

0 1932 (14 games)
 1942 (11 games)

Most FGs Allowed, Game

5 vs. Wash., Nov. 14, 1971
 vs. Minn., Sept. 23, 1973

Most Opponents' FGs Attempted, Season

41 1971 (14 games)

Fewest Opponents' FGs Attempted, Season

2 1942 (11 games)
 17 1963 (14 games)

Most Opponents' FGs Attempted, Game

7 vs. Dall., Nov. 24, 1968

Safeties**Most Allowed, Season**

2 in 7 seasons. Last:
 1974 (14 games)

Most Allowed, Game

1 in many games. Last:
 vs. Mia., Nov. 2, 1975

FIRST DOWNS**Most Allowed, Season**

282 1975 (14 games)

Fewest Allowed, Season

98 1942 (11 games)
 196 1963 (14 games)

Most Allowed, Game

30 vs. L.A., Oct. 24, 1954

Fewest Allowed, Game

3 vs. Clev., Oct. 9, 1938
 vs. Det., Nov. 23, 1941

Rushing**Most Allowed, Season**

138 1973 (14 games)

Fewest Allowed, Season

35 1942 (11 games)
 80 1961 (14 games)

Most Allowed, Game

19 vs. Minn., Oct. 17, 1965
 vs. Den., Dec. 12, 1976

Fewest Allowed, Game

0 vs. Clev., Oct. 10, 1937
 vs. Chi. Cards, Dec. 6, 1942
 vs. Det., Oct. 28, 1945

Passing**Most Allowed, Season**

143 1975 (14 games)

Fewest Allowed, Season

33 1943 (10 games)

Most Allowed, Game

18 vs. Det., Nov. 5, 1950
 vs. Dall., Oct. 31, 1971

Fewest Allowed, Game

0 vs. N.Y., Oct. 31, 1937
 vs. Clev., Oct. 9, 1938
 vs. Det., Oct. 30, 1938
 vs. Det., Nov. 24, 1938
 vs. Det., Nov. 23, 1941
 vs. Wash., Nov. 21, 1943
 vs. Pitt., Nov. 25, 1945
 vs. G.B., Sept. 25, 1949

By Penalty**Most Allowed, Season**

36 1968 (14 games)

Fewest Allowed, Season

10 1953 (12 games)
 Since 1961:
 18 1963 (14 games)
 1970 (14 games)
 1971 (14 games)
 1976 (14 games)

Most Allowed, Game

7 vs. Phil., Nov. 26, 1944

**NET YARDS ALLOWED
(RUSHING & PASSING)****Most Yards Allowed, Season**

4,576 1975 (14 games)

Fewest Yards Allowed, Season

1,703 1942 (11 games)
 3,176 1963 (14 games)

Most Yards Allowed, Game
557 vs. L.A., Oct. 24, 1954
Fewest Yards Allowed, Game
54 vs. Pitt., Oct. 2, 1939

RUSHING Attempts

Most Opp. Attempts, Season
563 1973 (14 games)
Fewest Opp. Attempts, Season
294 1942 (11 games)
400 1965 (14 games)
Most Opp. Attempts, Game
59 vs. Den., Dec. 12, 1976
Fewest Opp. Attempts, Game
13 vs. L.A., Oct. 11, 1964

Yards Allowed

Most Yards Allowed, Season
2,509 1973 (14 games)
Fewest Yards Allowed, Season
519 1942 (11 games)
Most Yards Allowed, Game
393 vs. Det., Nov. 26, 1936
Fewest Yards Allowed, Game
-17 vs. Chi. Cards, Dec. 6, 1942

Average Gain

Highest Opp. Gain, Season
5.28 1955 (12 games)
Lowest Opp. Gain, Season
1.77 1942 (11 games)
Highest Opp. Gain, Game
8.03 vs. Clev., Nov. 25, 1951
Lowest Opp. Gain, Game
-0.89 vs. Chi. Cards, Dec. 6, 1942

Touchdowns

Most TDs Allowed, Season
25 1975 (14 games)
Fewest TDs Allowed, Season
3 1932 (14 games)
Most TDs Allowed, Game
5 vs. G.B., Sept. 30, 1962
vs. G.B., Nov. 4, 1962

PASSING Passes

Most Opp. Passes, Season
444 1965 (14 games)
Fewest Opp. Passes, Season
187 1933 (13 games)
296 1969 (14 games)

Most Opp. Passes, Game
54 vs. S.F., Nov. 13, 1966
Fewest Opp. Passes, Game
3 vs. N.Y., Nov. 17, 1935
vs. Det., Nov. 28, 1935

Completions

Most Comp. Allowed, Season
233 1970 (14 games)
Fewest Comp. Allowed, Season
59 1935 (12 games)
150 1969 (14 games)
Most Comp. Allowed, Game
29 vs. L.A., Nov. 26, 1950
Fewest Comp. Allowed, Game
0 vs. Chi. Cards, Oct. 15, 1933
vs. Bos., Nov. 5, 1933
vs. G.B., Sept. 25, 1949

Completion Percentage

Highest Opp. Percentage, Season
59.1 1970 (14 games)
Lowest Opp. Percentage, Season
30.4 1935 (12 games)
Highest Opp. Percentage, Game (10+ comp.)
86.7 vs. Balt., Sept. 27, 1964
Lowest Opp. Percentage, Game (10+ pass.)
0.0 vs. G.B., Sept. 25, 1949

Yards Passing (Net Since 1952)

Most Yards Allowed, Season
2,797 1961 (14 games)
Fewest Yards Allowed, Season
691 1933 (13 games)
1,674 1973 (14 games)
Most Yards Allowed, Game
411 vs. Wash., Oct. 26, 1947
Fewest Yards Allowed, Game
-12 vs. G.B., Nov. 4, 1973
-1 vs. Pitt., Nov. 25, 1945

Sacks

Most Sacks, Season
49 1976 (14 games)
Fewest Sacks, Season
23 1972 (14 games)
Most Sacks, Game
9 vs. G.B., Dec. 13, 1970

Yards Lost Att. To Pass

Most Opp. Lost, Season
479 1957 (12 games)

Fewest Opp. Lost, Season

154 1953 (12 games)

Most Opp. Lost, Game

107 vs. Det., Nov. 20, 1960

Touchdown Passes**Most Allowed, Season**

27 1961 (14 games)

1964 (14 games)

Fewest Allowed, Season

2 1934 (13 games)

10 1963 (14 games)

Most Allowed, Game4 in many games. Last:
vs. Mia., Nov. 2, 1975**Percentage, Had Intercepted****Highest Opp. Pct., Had Intercepted, Season**

19.07 1935 (12 games)

Lowest Opp. Pct., Had Intercepted, Season

2.73 1964 (14 games)

Average Gain**Highest Opp. Gain, Season**

8.69 1968 (14 games)

Lowest Opp. Gain, Season

3.57 1934 (13 games)

INTERCEPTIONS BY**Most Interceptions, Season**

37 1935 (12 games)

36 1963 (14 games)

Fewest Interceptions, Season

10 1960 (12 games)

1964 (14 games)

Most Interceptions By, Game

7 vs. G.B., Sept. 22, 1940

vs. Det., Nov. 22, 1942

vs. Chi. Cards, Dec. 5, 1954

vs. St.L., Sept. 19, 1967

Yards Returned**Most Yards, Season**

585 1941 (11 games)

537 1963 (14 games)

Fewest Yards, Season

107 1945 (10 games)

111 1960 (12 games)

129 1970 (14 games)

Most Yards, Game

149 vs. L.A., Oct. 11, 1964

Touchdowns**Most Touchdowns, Season**

4 1939 (11 games)

1950 (12 games)

1963 (14 games)

Most Touchdowns, Game

2 vs. Phil., Oct. 2, 1938

vs. Chi. Cards, Nov. 26, 1939

vs. Phil., Nov. 30, 1941

PUNTING**Punts****Most Opp. Punts, Season**

87 1950 (12 games)

1970 (14 games)

Fewest Opp. Punts, Season

42 1945 (10 games)

Since 1961:

62 1964 (14 games)

1972 (14 games)

Most Opp. Punts, Game

15 vs. N.Y., Nov. 17, 1935

Fewest Opp. Punts, Game

0 vs. Det., Dec. 2, 1956

vs. G.B., Sept. 24, 1967

Average**Highest Opp. Average, Season**

46.58 1964 (14 games)

Lowest Opp. Average, Season

36.29 1976 (14 games)

Highest Opp. Average, Game (4+ punts)

54.50 vs. S.F., Nov. 19, 1961

Lowest Opp. Average, Game (4+ punts)

25.50 vs. Pitt., Nov. 30, 1958

PUNT RETURNS**Most Opp. Returns, Season**

58 1974 (14 games)

Fewest Opp. Returns, Season

20 1941 (11 games)

Most Opp. Returns, Game

9 vs. Chi. Cards, Nov. 29, 1959

Fair Catches**Most Opp. Fair Catches, Season**

26 1972 (14 games)

1973 (14 games)

Fewest Opp. Fair Catches, Season

8 1974 (14 games)

Most Opp. Fair Catches, Game

6 vs. G.B., Dec. 16, 1973

Yards Allowed

Most Yards Allowed, Season

633 1974 (14 games)

Fewest Yards Allowed, Season

106 1969 (14 games)

Most Yards Allowed, Game

147 vs. G.B., Nov. 8, 1959

Average Return

Highest Opp. Return, Season

17.00 1941 (11 games)

Lowest Opp. Return, Season

3.79 1969 (14 games)

Touchdowns

Most Allowed, Season

2 1933 (13 games)

1941 (11 games)

1947 (12 games)

1952 (12 games)

1954 (12 games)

Most Allowed, Game

1 in many games. Last:
vs. G.B., Nov. 10, 1974

KICKOFF RETURNS

Most Opp. Returns, Season

72 1965 (14 games)

Fewest Opp. Returns, Season

32 1971 (14 games)

Most Opp. Returns, Game

9 vs. Bos., Nov. 21, 1948
vs. Balt., Oct. 21, 1956

Fewest Opp. Returns, Game

0 in 9 games. Last:
vs. G.B., Dec. 16, 1973

Yards Allowed

Most Allowed, Season

1,583 1965 (14 games)

Fewest Allowed, Season

435 1940 (11 games)

700 1945 (10 games)

1974 (14 games)

Most Allowed, Game

254 vs. L.A., Oct. 13, 1963

Average Return

Highest Opp. Return, Season

27.81 1960 (12 games)

Lowest Opp. Return, Season

15.98 1946 (11 games)

17.54 1947 (12 games)

17.93 1968 (14 games)

17.94 1976 (14 games)

Touchdowns

Most TDs Allowed, Season

1 in many seasons.

Most TDs Allowed, Game

1 in many games. Last:
vs. Det., Oct. 24, 1971

FUMBLES

Most Opp. Fumbles, Season

44 1952 (12 games)

Fewest Opp. Fumbles, Season

13 1960 (12 games)

Most Opp. Fumbles, Game

7 vs. Brk., Oct. 20, 1935
vs. Wash., Nov. 13, 1938
vs. Chi. Cards, Nov. 26, 1939
vs. Clev., Nov. 24, 1940
vs. Bos., Nov. 21, 1948
vs. L.A., Nov. 16, 1952
vs. L.A., Nov. 15, 1964
vs. L.A., Sept. 16, 1966

PENALTIES

Most Opp. Penalties, Season

102 1951 (12 games)

Fewest Opp. Penalties, Season

34 1942 (11 games)

42 1941 (11 games)

Since 1961:

65 1962 (14 games)

Most Opp. Penalties, Game

21 vs. Clev., Nov. 25, 1951

Fewest Opp. Penalties, Game

0 in 13 games. Last:
vs. Minn., Dec. 3, 1972

Yards Penalized

Most Opp. Penalized, Season

1,022 1951 (12 games)

Fewest Opp. Penalized, Season

110 1937 (11 games)

Most Opp. Penalized, Game

209 vs. Clev., Nov. 25, 1951

Fewest Opp. Penalties, Game

0 in 13 games. Last:
vs. Minn., Dec. 3, 1972

Bear Honor Roll

Below and on the following pages is a listing of 732 players who have been on the Chicago Bears' active roster for one or more National Football League games from 1920 thru the 1976 seasons. The asterisks indicate deceased players; () indicates the number of seasons with the Bears; dates indicates first Bear season.

Abbey, Joe (North Texas State)	E	(2)	1948
Adamle, Mike (Northwestern)	RB	(2)	1975
Adams, John (LA State)	B	(4)	1959
Adkins, Roy* (Millikin & Bethany)	G	(2)	1920
Akin, Len (Baylor)	G	(1)	1942
Allen, Duane (Santa Ana)	E	(2)	1966
Allen, Eddie (Pennsylvania)	FB	(1)	1947
Allman, Robert (Michigan St.)	E	(1)	1936
Amsler, Marty (Evansville)	DE	(2)	1967
Anderson, Art (Idaho)	T	(2)	1961
Anderson, Ed* (Notre Dame)	E	(1)	1923
Anderson, Henry (Northwestern)	G	(1)	1931
Anderson, Hank (Notre Dame)	G	(6)	1922
Anderson, Ralph* (Los Angeles State)	E	(1)	1958
Anderson, William (Compton Jr.)	HB	(2)	1953
Antoine, Lionel (Southern Illinois)	T	(5)	1972
Apolskis, Charles* (DePaul)	E	(2)	1938
Arnett, Jon (Southern California)	HB	(3)	1964
Artoe, Lee (California)	T	(4)	1940
Ashburn, Clifford (Nebraska)	T	(1)	1930
Ishner, Bob (Vanderbilt)	T	(4)	1972
Ishmore, M. Roger* (Gonzaga)	T	(1)	1927
Isipatore, Edward (Marquette)	T	(1)	1934
Ishkins, Doug (Tennessee)	E	(12)	1955
Istre, Billy (SF Austin)	C	(1)	1953
Avellini, Bob (Maryland)	QB	(2)	1975
Aveni, John (Indiana)	E	(2)	1959

—B—

Babartsky, Al (Fordham)	T	(3)	1943
Babinecz, John (Villanova)	LB	(1)	1975
Badaczewski, J. (Western Reserve)	G	(1)	1953
Baisi, Al (West Virginia)	G	(3)	1940
Barker, Richard* (Iowa State)	G	(1)	1921
Barnes, Erich (Purdue)	HB	(3)	1958
Barnes, Gary (Clemson)	E	(1)	1964
Barnes, Joe (Texas Tech)	QB	(1)	1974
Barnett, Steve (Oregon)	T	(1)	1963
Barwegen, Richard* (Purdue)	G	(3)	1950
Baschnagel, Brian (Ohio State)	WR-KR	(1)	1976
Bassi, Dick* (Santa Clara)	G	(2)	1938
Battles, Bill (Brown)	E	(1)	1939
Bauman, Alf. (Northwestern)	T	(3)	1948
Bausch, Frank* (Kansas)	C	(4)	1937
Bayham, Craig (Georgia Tech)	RB	(1)	1970
Becker, Wayland (Marquette)	E	(1)	1934
Bell, Kay (Washington State)	T	(1)	1937
Benton, Jim (Arkansas)	E	(1)	1943
Bergerson, Gilbert (Oregon State)	G	(2)	1932
Berry, Connie M. (N. Carolina State)	E	(5)	1942
Berry, Royce (Houston)	DE	(1)	1976
Bettis, Tom (Purdue)	G	(1)	1963

Bettridge, John (Ohio State)	HB	(1)	1937
Bingham, Don (Sul Ross)	HB	(1)	1956
Bishop, Bill (North Texas)	T	(9)	1952
Bishop, Don (Los Angeles City)	E	(1)	1959
Bivins, Charles (Morris Brown)	HB	(7)	1960
Bjork, Del (Oregon)	T	(2)	1937
Blackburn, J. A.	T	(1)	1923
Blacklock, Hugh* (Michigan State)	T	(6)	1920
Blackman, Lennon (Tulsa)	HB	(1)	1930
Blanda, George (Kentucky)	QB	(10)	1949
Bolan, George* (Purdue)	FB	(4)	1921
Bonderant, J. B.* (DePaul)	C	(1)	1922
Boone, J. R. (Tulsa U.)	HB	(4)	1948
Brackett, M. L. (Auburn)	T	(2)	1956
Bradley, Ed (Wake Forest)	G	(2)	1950
Braidwood, Charles* (Chattanooga)	E	(1)	1932
Bramhall, Art (De Paul)	HB	(1)	1931
Bratkowski, Zeke (Georgia)	QB	(6)	1954
Bray, Ray (Western Michigan)	G	(10)	1939
Brink, Larry (Northern Illinois)	E	(1)	1954
Britton, Earl* (Illinois)	FB	(1)	1925
Brockman, Edward (Oklahoma)	B	(1)	1930
Brown, Charley (Syracuse)	DB	(2)	1966
Brown, Ed (San Francisco)	QB	(8)	1954
Brown, William (Illinois)	FB	(1)	1961
Bruer, Bob (Mankato State)	TE	(1)	1976
Brumbaugh, Carl* (Florida)	QB	(8)	1930
Brupbacher, Ross (Tex. A&M)	LB	(4)	1970
Bryan, Johnny* (Chicago)	HB	(4)	1922
Bryant, Waymond (Tenn. St.)	LB	(3)	1974
Buck, Arthur (John Carroll)	HB	(1)	1941
Buckler, William "Bill" (Alabama)	G	(6)	1926
Buffone, Doug (Louisville)	LB	(11)	1966
Buivid, Ray* (Marquette)	HB	(2)	1937
Bukich, Rudy (Southern California)	QB	(9)	1958
Bull, Ronnie (Baylor)	B	(9)	1962
Burdick, Lloyd* (Illinois)	T	(2)	1931
Burgeis, Glenn (Tulsa)	T	(1)	1945
Burks, Randy (SE Oklahoma State)	WR	(1)	1976
Burman, George (Northwestern)	T	(1)	1964
Burnell, Max (Notre Dame)	B	(1)	1944
Buss, Arthur (Michigan State)	T	(2)	1934
Bussey, Young* (Louisiana State)	QB	(2)	1940
Butkus, Dick (Illinois)	LB	(9)	1965
Butler, Gary (Rice)	TE	(1)	1975
Buzin, Rich (Penn State)	T	(1)	1972

—C—

Cadile, James (San Jose State)	G	(11)	1962
Caffey, Lee Roy (Texas A&M)	LB	(1)	1970
Calland, Lee (Louisville)	CB	(1)	1969
Campana, Al (Youngstown)	HB	(4)	1950
Campbell, Leon (Arkansas)	FB	(3)	1952
Canady, James (Texas)	HB	(2)	1948
Carey, Bob (Michigan State)	E	(1)	1958
Carl, Harland (Wisconsin)	HB	(1)	1956
Carlson, Jules "Zuck" (Oregon State)	G	(8)	1929
Caroline, J. C. (Illinois)	HB	(10)	1956
Carter, Virgil (Brigham Young)	QB	(4)	1968
Casares, Rick (Florida)	FB	(10)	1955

Casey, Tim (Oregon)	LB	(1)	1969
Castle, Jesse (McNeese State)	HB	(1)	1956
Chamberlain, Guy* (Nebraska)	E	(2)	1920
Chambers, Wally (E. Kentucky)	DE	(4)	1973
Chesney, Chester "Chet" (De Paul)	C	(2)	1939
Childs, Clarence (Fla. A&M)	DB	(1)	1968
Cifers, Ed (Tennessee)	E	(2)	1947
Clark, Gail (Michigan State)	LB	(1)	1973
Clark, Harry (West Virginia)	HB	(4)	1940
Clark, Herman (Oregon State)	G	(5)	1952
Clark, Phil (Northwestern)	DB	(1)	1970
Clarkson, Stuart* (Texas A&I)	G	(7)	1942
Clemons, Craig (Iowa)	S	(5)	1972
Coady, Rich (Memphis State)	C/E	(5)	1970
Cody, Ed (Purdue)	FB	(2)	1949
Coia, Angelo (Southern California)	HB	(4)	1960
Cole, Emerson (Toledo)	FB	(1)	1952
Cole, Linzy (T.C.U.)	WR	(1)	1970
Concannon, Jack (Boston College)	QB	(5)	1967
Conright, Bill* (Oklahoma)	C	(2)	1937
Connor, George (Notre Dame)	T	(8)	1948
Conzelman, Jim* (Washington)	HB	(1)	1920
Cooke, Ed (Maryland)	E	(1)	1958
Copeland, Ron* (UCLA)	WR	(1)	1969
Corbett, George (Millikin)	HB	(7)	1932
Cornish, Frank (Grambling)	DT	(4)	1966
Corzine, Lester (Davis Elkins)	HB	(1)	1938
Cotton, Craig (Youngstown)	TE	(1)	1973
Cowan, Les (McMurry)	T	(1)	1951
Crawford, Fred (Duke)	T	(2)	1934
Crawford, James "Mush" (Illinois)	G	(1)	1925
Croft, Abe (Southern Methodist)	E	(2)	1944
Croftcheck, Don (Indiana)	G	(1)	1967
Cross, Bob (S. F. Austin State)	T	(2)	1952
Culver, Alvin (Notre Dame)	T	(1)	1932
Cunningham, Harold (Ohio State)	E	(1)	1929
Curchin, Jeff (Florida State)	T	(2)	1970

—D—

Daffer, Ted (Tennessee)	E	(1)	1954
Damore, John (Northwestern)	C	(2)	1957
Daniell, Jim (Ohio State)	T	(1)	1945
Daniels, Dick (Pacific-Oregon)	S	(2)	1969
Davis, Art (Alabama State)	T	(2)	1953
Davis, Fred (Alabama)	T	(6)	1946
Davis, Harper (Mississippi State)	HB	(1)	1950
Davis, John (Missouri)	DB	(1)	1970
Davis, Roger (Syracuse)	G	(4)	1960
DeCorrvont, Bill (Northwestern)	HB	(2)	1948
DeLong, Steve (Tennessee)	DE	(1)	1972
Dempey, Frank (Florida)	G	(4)	1950
Denney, Austin (Tennessee)	E	(3)	1967
Dewveall, Willard (So. Methodist)	E	(2)	1959
Digris, Bernie (Holy Cross)	T	(1)	1943
Dimancheff, Boris "Babe" (Purdue)	HB	(1)	1952
Ditka, Mike (Pittsburgh)	TE	(6)	1961
Dodd, Al (N.W. Louisiana)	DB	(1)	1967
Doehring, John "Bull"	FB	(6)	1932
Donchez, Tom (Penn State)	RB	(1)	1975
Dooley, Jim (Miami U.)	E	(9)	1952
Dottley, John (Mississippi)	FB	(3)	1951
Douglas, Merrill (Utah)	FB	(3)	1958
Douglass, Bobby (Kansas)	QB	(7)	1969

Douthitt, Earl (Iowa)	S	(1)	1975
Dreher, Ferd (Denver)	E	(1)	1938
Dressen, Charley*	QB	(1)	1920
Draws, Ted (Princeton)	E	(1)	1928
Dreyer, Wally (Wisconsin)	HB	(1)	1949
Driscoll, Paddy* (Northwestern)	HB	(5)	1926
Drulis, Chuck* (Temple)	G	(6)	1942
Drury, Lyle (St. Louis)	E	(2)	1930
Drzewiecki, Ron (Marquette)	HB	(2)	1955
Dugger, Jack (Ohio State)	E	(1)	1949
Dunlap, Bob (Oklahoma)	QB	(1)	1935

—E—

Ecker, Ed (John Carroll)	T	(1)	1947
Edwards, Cid (Tennessee State)	RB	(1)	1975
Ellis, Allan (U.C.L.A.)	DB	(4)	1973
Elnes, Leland* (Bradley)	QB	(1)	1929
Ely, Harold (Iowa)	G	(1)	1932
Ely, Larry (Iowa)	LB	(1)	1975
Engelbretsen, Paul (Northwestern)	G	(1)	1932
Englund, Harry	E	(4)	1920
Erickson, Harold* (Wash. & Jeff.)	HB	(1)	1925
Evans, Earl (Harvard)	T	(4)	1926
Evans, Fred (Notre Dame)	HB	(1)	1948
Evey, Dick (Tennessee)	T	(6)	1964

—F—

Falkenberg, Herb (Trinity)	FB	(1)	1951
Famiglietti, Gary (Boston U.)	FB	(8)	1938
Fanning, Stan (Idaho)	T	(3)	1960
Farmer, George (U.C.L.A.)	WR	(6)	1970
Farrington, John "Bo" (Prairie View)	E	(4)	1960
Farris, Tom (Wisconsin)	QB	(2)	1946
Feathers, Beattie (Tennessee)	HB	(4)	1934
Febel, Fritz* (Purdue)	G	(1)	1935
Federovich, John (Davis & Elkins)	T	(2)	1941
Feichtinger, Andy*	E	(2)	1920
Fencik, Gary (Yale)	S	(1)	1976
Fenimore, Bob (Oklahoma A&M)	HB	(1)	1947
Ferguson, J. B.	T	(1)	1932
Ferguson, Jim (So. California)	C/LB	(1)	1969
Fetz, Gus*	FB	(1)	1923
Figner, George (Colorado)	HB	(1)	1953
Flaherty, Pat* (Princeton)	E	(1)	1923
Flanagan, Dick (Ohio State)	G	(2)	1948
Flanagan, Latham (Carnegie Tech)	E	(1)	1931
Fleckenstein, Bill (Iowa)	G	(6)	1925
Floyd, Bobby Jack (TCU)	FB	(1)	1953
Ford, Charlie (Houston)	CB	(3)	1971
Fordham, Jim* (Georgia)	FB	(2)	1944
Forrest, Tom (Cincinnati)	G	(1)	1974
Forte, Aldo (Montana)	G	(4)	1939
Fortmann, Dan (Colgate)	G	(8)	1936
Fortunato, Joe (Mississippi St.)	LB	(12)	1955
Francis, Sam (Nebraska)	FB	(2)	1937
Franklin, Paul* (Franklin)	E	(5)	1930
Frump, Milton (Ohio Wesleyan)	G	(1)	1930

—G—

Gagnon, Dave (Ferris St.)	RB	(1)	1974
Galimore, Willie* (Florida A&M)	HB	(7)	1957

Gallagher, Dave (Michigan)	DE	(1)	1974
Galliarneau, Hugh (Stanford)	HB	(5)	1941
Garrett, Carl (N.Mex. Highlands)	RB	(2)	1973
Garrett, T. (Oklahoma A&M)	C	(2)	1947
Garrett, W. D. (Mississippi State)	T	(1)	1950
Garvey, A. "Hec" (Notre Dame)	E	(4)	1922
Garvey, Ed (Notre Dame)	HB	(1)	1925
Gentry, Curtiss (Maryland State)	DB	(3)	1966
George, Bill (Wake Forest)	G/LB	(14)	1952
Gepford, Sid* (Millikin & Bethany)	B	(1)	1919
Gersbach, Carl (West Chester State)	LB	(1)	1975
Geyer, Bill (Colgate)	HB	(3)	1942
Gibron, Abe (Purdue)	G	(2)	1958
Gilbert, Kline (Mississippi)	T	(5)	1953
Glenn, Bill (Eastern Illinois)	QB	(2)	1941
Glueck, Larry (Villanova)	B	(3)	1963
Goebel, Paul (Michigan)	E	(1)	1925
Goodnight, Owen* (Hardin-Sims)	QB	(1)	1946
Gordon, Dick (Michigan State)	HB	(7)	1966
Gordon, Lou* (Illinois)	T	(1)	1938
Gorgal, Ken (Purdue)	HB	(2)	1955
Grabowski, Jim (Illinois)	RB	(1)	1971
Graham, Conrad (Tennessee)	DB	(1)	1973
Grandberry, Ken (Wash. St.)	RB	(1)	1974
Orange, Garland "Gardie" (Illinois)	E	(3)	1929
Orange, Harold "Red" (Illinois)	HB	(8)	1925
Green, Bobby Joe (Florida)	P	(12)	1962
Greenwood, Glen* (Iowa)	HB	(1)	1924
Grim, Bob (Oregon State)	WR	(1)	1975
Grosvener, George (Colorado)	HB	(2)	1935
Jrugo, Al* (South Carolina)	HB	(2)	1944
Judauskas, Pete (Murray State)	G	(2)	1943
Julyanics, George (Ellisville, JC)	HB	(6)	1947
Junn, Jimmy (U.C.L.A.)	LB	(6)	1970
Junner, Harry (Oregon State)	DE	(1)	1970

— H —

Jaddon, Aldous (Wash. & Jeff.)	B	(1)	1928
Jalas, George (Illinois)	E	(10)	1920
Jale, Dave (Ottawa)	DE	(3)	1969
Jaluska, Jim (Wisconsin)	HB	(1)	1956
Jamity, Lewis (Chicago)	HB	(1)	1941
Jamin, Gene (West. Michigan)	C	(1)	1971
Jammond, Henry (Southwestern)	E	(1)	1937
Janke, Carl* (Minnesota)	G	(1)	1922
Janny, Frank* (Indiana)	E	(5)	1922
Jansen, Clifford (Luther)	HB	(1)	1933
Jansen, Wayne (Texas Western)	C	(10)	1950
Jardy, Cliff (Michigan State)	CB	(1)	1971
Jarley, Charles "Chic" (Ohio St.)	RB	(1)	1921
Jarper, Roland "Bull" (Louisiana Tech)	RB	(2)	1975
Jarris, Richard (Grambling)	DE	(2)	1974
Jarrison, Jim (Missouri)	RB	(4)	1971
Jartenstein, Mike (Penn St.)	DE	(2)	1975
Jartman, Fred (Rice)	T	(1)	1947
Jaselrig, Clint (Michigan)	WR	(1)	1974
Jatley, John (Sul Ross)	G	(1)	1953
Jazleton, Major (Florida A&M)	DB	(2)	1968
Jealely, Ed (Dartmouth)	T	(6)	1922
Jealy, Don (Maryland)	G	(2)	1958
Jeardon, Tom* (Notre Dame)	QB	(1)	1929
Jelleman, Charles* (Iowa State)	E	(1)	1939
Helwig, John (Notre Dame)	G	(4)	1953

Hempel, Bill (Carroll)	T	(1)	1942
Hensley, Dick (Kentucky)	E	(1)	1953
Hester, Jim (North Dakota)	TE	(1)	1970
Hewitt, Bill* (Michigan)	E	(5)	1932
Hibbs, Jesse (Southern California)	T	(1)	1931
Hicks, Tom (Illinois)	LB	(1)	1976
High, Lennie	HB	(1)	1920
Hill, Harlon (Florence St. Tchrs.)	E	(8)	1954
Hill, Ike (Catawba)	WR	(2)	1973
Hobscheid, Fred* (Chicago)	G	(1)	1927
Hodgins, Norm (Louisiana St.)	S	(1)	1974
Hoffman, Jack (Xavier)	E	(5)	1952
Hoffman, John (Arkansas)	E	(8)	1949
Hoffman, John (Hawaii)	DE	(1)	1971
Holloway, Glen (No. Texas State)	G	(4)	1970
Holman, Willie (So. Carolina State)	DE	(6)	1968
Holmer, Walter (Northwestern)	FB	(2)	1929
Holovak, Mike (Boston College)	FB	(2)	1947
Hoptowit, Al (Washington State)	T	(5)	1941
Horton, Larry (Iowa)	DT	(2)	1972
Howley, Charles (West Virginia)	C	(2)	1958
Hrivnak, Gary (Purdue)	DT	(4)	1973
Huarte, John (Notre Dame)	QB	(1)	1972
Huff, Gary (Florida State)	QB	(4)	1973
Huffine, Ken (Purdue)	FB	(1)	1921
Hugasian, Harry (Stanford)	HB	(1)	1955
Hughes, Bernard* (Oregon)	C	(1)	1941
Hughes, Billy* (Texas)	C	(2)	1940
Hull, Mike (So. California)	FB	(3)	1968
Hultz, Don (Southern Miss.)	DT	(1)	1974
Hunsinger, Chuck (Florida)	HB	(3)	1950
Hunt, Jackie (Marshall)	HB	(1)	1945
Hurst, William (Oregon)	G	(1)	1924
Hyland, Bob (Boston College)	C	(1)	1970

— I —

Ingwerson, Burt* (Illinois)	G	(2)	1920
Ippolita, Anthony* (Purdue)	G	(1)	1943

— J —

Jackson, Bobby (Alabama)	HB	(1)	1961
Jackson, Noah (Tampa)	G	(2)	1975
Jackson, Randy (Florida)	T	(8)	1967
Jagade, Chick* (Indiana)	FB	(2)	1954
James, Dan (Ohio)	T	(1)	1967
Janet, Ernie (Washington)	G	(3)	1972
Jarmoluk, Mike (Temple)	T	(2)	1946
Jecha, Ralph (Northwestern)	G	(1)	1955
Jencas, Robert (Miami, O.)	E	(2)	1963
Jensvold, Leo* (Iowa)	QB	(1)	1931
Jeter, Bob (Iowa)	CB	(3)	1971
Jeter, Perry	RB	(2)	1956
Jewett, Bob (Michigan State)	E	(1)	1958
Jiggets, Dan (Harvard)	T	(1)	1976
Joesting, Herb* (Minnesota)	FB	(2)	1931
Johnson, Albert (Kentucky)	FB	(1)	1938
Johnson, Bill (So. Methodist)	G	(2)	1946
Johnson, Jack (Miami)	B	(1)	1957
Johnson, John (Indiana)	T	(6)	1963
Johnson, Leo (Millikin)	HB	(1)	1920
Johnson, O. G.	FB	(1)	1924
Johnson, Pete (V.M.I.)	B	(1)	1959

Johnsos, Luke (Northwestern).....	E	(9)	1929
Jones, Bob (San Diego State).....	E	(1)	1967
Jones, Edgar (Pittsburgh).....	HB	(1)	1945
Jones, Jerry* (Notre Dame).....	G	(2)	1920
Jones, Jimmy (Wisconsin).....	E	(3)	1965
Jones, Stan (Maryland).....	T	(12)	1954
Juenger, Dave (Ohio U.).....	WR	(1)	1973

— K —

Karr, William (West Virginia).....	E	(6)	1933
Karras, Ted (Indiana).....	G	(5)	1960
Karwales, Jack (Michigan).....	E	(2)	1946
Kassel, Chuck (Illinois).....	E	(1)	1927
Kavanaugh, Ken (Louisiana State).....	E	(8)	1940
Kawal, Ed* (Illinois).....	C	(6)	1931
Keane, Jim (Iowa).....	E	(6)	1946
Keefe, Jerry* (Notre Dame).....	G	(1)	1920
Kelly, Elmer (Wichita U.).....	E	(1)	1944
Kelly, Jim (Tenn. St.).....	TE	(1)	1974
Kendricks, Jim (Texas A&M).....	T	(1)	1924
Keriasotis, Nick (St. Ambrose).....	G	(3)	1942
Kiesling, Walter* (St. Thomas).....	G	(1)	1934
Kilcullen, Bob (Texas Tech.).....	T	(8)	1957
Kilgore, Jon (Auburn).....	P	(1)	1968
Kindt, Don (Wisconsin).....	HB	(9)	1947
King, Ralph (Chicago).....	T	(1)	1925
Kinney, Steve (Utah State).....	T	(2)	1973
Kirk, Ken (Mississippi).....	C	(1)	1960
Kissell, Adolph (Boston College).....	FB	(1)	1942
Klawitter, Dick (S. Dakota State).....	C	(2)	1956
Klein, Dick (Iowa).....	T	(2)	1958
Knopp, Oscar* (Illinois).....	FB	(6)	1923
Knox, Bill (Purdue).....	DB	(3)	1974
Knox, Ron (U.C.L.A.).....	QB	(1)	1957
Koehler, Robert* (Northwestern).....	FB	(2)	1920
Kolman, Ed (Temple).....	T	(5)	1940
Konovsky, Bob (Wisconsin).....	G	(1)	1960
Kopcha, Joe (Chattanooga).....	G	(5)	1929
Kortas, Kenneth (Louisville).....	T	(1)	1969
Kosins, Gary (Dayton).....	RB	(3)	1972
Kreamcheck, John (Wm. & Mary).....	T	(3)	1953
Kreiting, Rich (Illinois).....	E	(1)	1964
Kriewald, Doug (West Texas State).....	G	(2)	1967
Kuechenberg, Rudy (Indiana).....	LB	(3)	1967
Kurek, Ralph (Wisconsin).....	FB	(6)	1965

— L —

LaFleur, Joe* (Marquette).....	FB	(3)	1922
LaForest, W.....	FB	(1)	1920
Lahar, Harold (Oklahoma).....	G	(1)	1941
Lamb, Walter (Oklahoma).....	E	(1)	1946
Lanum, R. "Jake"* (Ill. & Millikin).....	B	(5)	1920
Larson, Fred (Notre Dame).....	C	(1)	1922
Latta, Greg (Morgan State).....	TE	(2)	1975
Lawler, Allen (Texas).....	HB	(1)	1948
Lawson, Roger (West. Michigan).....	RB	(2)	1972
Layne, Bobby (Texas).....	QB	(1)	1948
Leclerc, Roger (Trinity).....	LB	(7)	1960
Lee, Herman (Florida A&M).....	T	(9)	1958
Leeuwenburg, Rich (Stanford).....	T	(1)	1965
Leggett, Earl (Louisiana State).....	T	(10)	1957

Lemon, Clifford* (Centre).....	T	(1)	1926
Leonard, James (Colgate).....	T	(1)	1924
Lesane, James (Virginia).....	HB	(2)	1952
Lick, Dennis (Wisconsin).....	T	(1)	1976
Line, Bill (Southern Methodist).....	DT	(1)	1972
Lintzenich, Joseph (St. Louis).....	FB	(2)	1930
Lipscomb, Paul* (Tennessee).....	T	(1)	1954
Livers, Virgil (Western Kentucky).....	CB-KR	(2)	1975
Livingston, Andy (Phoenix Jr. College).....	B	(2)	1964
Logan, James (Indiana).....	G	(2)	1942
Long, Harvey (Detroit).....	T	(1)	1929
Long, Johnny* (Colgate).....	QB	(2)	1944
Lowe, Lloyd (North Texas State).....	HB	(2)	1953
Luckman, Sid (Columbia).....	QB	(12)	1939
Lujack, Johnny (Notre Dame).....	QB	(4)	1948
Lyle, Garry (Geo. Washington).....	CB	(7)	1968
Lyman, Roy "Link"* (Nebraska).....	T	(9)	1926
Lyon, George (Kansas State).....	T	(1)	1929

— M —

MacLeod, Robert (Dartmouth).....	HB	(2)	1939
MacWherter, Kile (Bethany College).....	FB	(1)	1920
Macon, Ed (College of Pacific).....	HB	(2)	1952
Magnani, Dante (St. Mary's).....	HB	(4)	1942
Maillard, Ralph (Creighton).....	T	(1)	1929
Malone, Charles (Texas A&M).....	E	(1)	1933
Manders, Jack* (Minnesota).....	HB	(8)	1933
Maniaci, Joe (Fordham).....	FB	(4)	1938
Manning, Pete (Wake Forest).....	E	(2)	1960
Manske, Edgar (Northwestern).....	E	(4)	1937
Marconi, Joe (West Virginia).....	FB	(5)	1962
Margarita, Bob (Brown).....	HB	(3)	1944
Martin, Bill (Georgia Tech.).....	E	(2)	1964
Martin, Billy (Minnesota).....	HB	(3)	1962
Martin, Dave (Notre Dame).....	LB	(1)	1969
Martin, Frank (Alabama).....	HB	(1)	1941
Martinovich, P. (College of Pacific).....	G	(1)	1940
Maslowski, Matt (San Diego U.).....	WR	(1)	1972
Mass, Wayne (Clemson).....	OT	(3)	1968
Masters, Bob (Baylor).....	FB	(2)	1943
Masterson, Bernie* (Nebraska).....	QB	(7)	1934
Masterson, Forest (Iowa).....	C	(1)	1945
Mastrogano, Gus (lowa).....	E	(1)	1931
Matheson, Jack (West. Michigan).....	E	(1)	1947
Mattson, Riley (Oregon).....	T	(1)	1965
Matuza, Al (Georgetown).....	C	(4)	1941
May, Chester*.....	G	(1)	1920
May, Walter O. "Red"*.....	G	(1)	1920
Mayes, Rufus (Ohio State).....	T	(1)	1969
Maznicki, F. (Boston College).....	HB	(2)	1942
McAfee, George (Duke).....	HB	(8)	1940
McColl, Bill (Stanford).....	E	(8)	1952
McDonald, Lester* (Nebraska).....	E	(3)	1937
McElwain, Bill (Northwestern).....	HB	(1)	1925
McEnulty, Doug (Wichita).....	FB	(2)	1943
McGe, Tony (Bishop College).....	DE	(3)	1971
McKinney, Bill (West Texas).....	LB	(1)	1972
McLean, Ray* (St. Anselms).....	HB	(8)	1940
McMillen, Jim (Illinois).....	G	(6)	1924
McMullen, Daniel (Nebraska).....	G	(2)	1930
McPherson, Forrest (Nebraska).....	G	(1)	1935
McRae, Bennie (Michigan).....	HB	(9)	1962

McRae, Franklin (Tenn. State)	DT	(1)	1967
Meadows, Ed* (Duke)	E	(3)	1954
Mellekas, John (Arizona)	T	(5)	1956
Merkel, Monte (Kansas)	G	(2)	1942
Meyers, Jerry (N. Illinois)	DE-DT	(1)	1976
Michaels, Edward (Villanova)	G	(1)	1935
Mihal, Joe* (Purdue)	T	(2)	1940
Miller, Charles "Ookie" (Purdue)	C	(6)	1932
Miller, Milford (Chadron)	T	(1)	1932
Milner, Bill (Duke)	G	(3)	1947
Minini, Frank (San Jose St.)	HB	(3)	1947
Mintun, John F. "Jack"	C	(2)	1921
Mitchell, Charley (Tulsa)	HB	(1)	1945
Mohardt, John* (Notre Dame)	HB	(1)	1925
Molesworth, Keith* (Monmouth)	HB	(7)	1931
Montgomery, Randy (Weber St.)	CB	(1)	1974
Montgomery, Ross (TCU)	FB	(2)	1969
Mooney, Jim* (Georgetown)	E	(1)	1935
Mooney, Tipp (Abilene Christian)	HB	(3)	1944
Moore, Allen (Northwestern)	QB	(1)	1932
Moore, Jerry (Arkansas)	S	(2)	1971
Moore, Joe (Missouri)	RB	(2)	1971
Moore, McNeil (Sam Houston)	HB	(3)	1954
Morris, Francis (Boston U.)	HB	(1)	1942
Morris, Johnny (Santa Barbara)	FL	(10)	1958
Morris, Larry (Georgia Tech.)	LB	(7)	1959
Morrison, Fred (Ohio State)	FB	(4)	1950
Morton, John (Missouri)	E	(1)	1945
Moser, Robert (Pacific)	C	(3)	1951
Mosley, Henry (Morris Brown)	HB	(1)	1955
Mucha, Charles (Washington)	G	(1)	1935
Mucha, Rudy (Washington)	G	(2)	1945
Muckensturm, Jerry (Arkansas)	LB	(1)	1976
Mudd, Howard (Hillsdale)	G	(2)	1969
Mullen, Verne (Illinois)	E	(3)	1923
Mullins, Don R. (Houston)	HB	(2)	1961
Mullins, Noah (Kentucky)	HB	(4)	1946
Mundee, Fred (Notre Dame)	C	(3)	1943
Murray, Richard (Marquette)	T	(1)	1924
Murry, Don* (Wisconsin)	T	(8)	1924
Musso, George (Millikin)	G	(12)	1933
Musso, Johnny (Alabama)	RB	(2)	1975
Myers, Denny* (Iowa)	T	(1)	1931

—N—

Nagurski, Bronko (Minnesota)	FB	(9)	1930
Neacy, Clement* (Colgate)	E	(1)	1927
Neal, Dan (Kentucky)	C	(1)	1975
Neal, Ed (Louisiana State)	G	(1)	1951
Neck, Tommy (Louisiana State)	HB	(2)	1962
Negus, Fred (Wisconsin)	C	(1)	1950
Heidert, John (Louisville)	LB	(1)	1970
Nelson, Everett (Illinois)	T	(1)	1929
Nesbitt, Dick* (Drake)	HB	(4)	1930
Newton, Bob (Nebraska)	G	(5)	1971
Nicka, Ed (Maryland)	G	(1)	1959
Nix, Kent (T.C.U.)	QB	(2)	1970
Nolting, Ray (Cincinnati)	HB	(9)	1936
Norberg, Hank (Stanford)	E	(1)	1948
Nordquist, Mark (Pacific)	G-C	(2)	1975
Nori, Reino (DeKalb)	HB	(1)	1938
Norman, Dick (Stanford)	QB	(2)	1961
Nowaskey, Bob* (Geo. Washington)	E	(3)	1940

—O—

O'Bradovich, Ed (Illinois)	E	(10)	1962
O'Connell, J. F.* (Pennsylvania State)	C	(1)	1924
O'Connell, Tom (Illinois)	QB	(1)	1953
Oech, Verne (Minnesota)	G	(1)	1936
Oelrich, John (St. Ambrose)	HB	(1)	1938
Ogden, Ray (Alabama)	TE	(3)	1969
O'Quinn, John (Wake Forest)	E	(2)	1950
O'Rourke, C. (Boston College)	QB	(1)	1942
Osborne, James (Southern U.)	DT	(5)	1972
Osmanski, Bill (Holy Cross)	FB	(7)	1939
Osmanski, Joe (Holy Cross)	FB	(4)	1946

—P—

Pagac, Fred (Ohio State)	TE	(1)	1974
Parsons, Bob (Penn. State)	TE-P	(5)	1972
Patterson, Billy (Baylor)	QB	(1)	1939
Pauley, Frank Don (Wash. & Jeff.)	T	(1)	1930
Payton, Walter (Jackson State)	RB	(2)	1975
Pearce, W. "Pard" (Penn.)	QB	(3)	1920
Pearson, Madison* (Kansas)	C	(6)	1929
Pederson, Jim (Augsburg)	HB	(1)	1932
Peiffer, Dan (S.E. Missouri State)	C	(2)	1975
Percival, Mac (Texas Tech.)	K	(7)	1967
Perez, Peter (Illinois)	G	(1)	1945
Perina, Bob (Princeton)	HB	(2)	1949
Perini, Pete (Ohio State)	FB	(2)	1954
Perkins, Don (Plattsville)	FB	(2)	1945
Petibon, Richie (Tulane)	HB	(10)	1959
Petty, John (Purdue)	FB	(1)	1942
Petty, Ross* (Illinois)	G	(1)	1920
Phillips, Loyd (Arkansas)	DE	(3)	1967
Pickens, Bob (Nebraska)	T	(2)	1967
Pifferini, Bob (U.C.L.A.)	LB	(4)	1972
Pinder, Cyril (Illinois)	RB	(2)	1971
Plank, Doug (Ohio State)	S	(2)	1975
Plasman, Dick (Vanderbilt)	E	(6)	1937
Podmajersky, Paul (Illinois)	G	(1)	1944
Polisky, John (Notre Dame)	G	(1)	1929
Pollock, Bill (Penn. Mil. Acad.)	HB	(2)	1935
Pool, Hampton (Stanford)	E	(4)	1940
Preston, Pat (Wake Forest)	G	(4)	1946
Pride, Dan (Jackson State)	LB	(2)	1968
Proctor, Rex (Rice)	HB	(1)	1953
Purnell, James (Wisconsin)	LB	(5)	1964
Pyle, Mike (Yale)	C	(9)	1961
Piccolo, Brian* (Wake Forest)	HB	(4)	1966

—R—

Rabold, Mike* (Indiana)	G	(3)	1964
Rakestraw, Larry (Georgia)	QB	(4)	1964
Ramsey, Frank (Oregon State)	G	(1)	1945
Rather, Bo (Michigan)	WR	(3)	1974
Reader, Russ (Michigan State)	HB	(1)	1947
Reese, Lloyd (Tennessee)	FB	(1)	1946
Reilly, Mike (Iowa)	LB	(5)	1964
Rentner, Ernest "Pug" (Northwestern)	HB	(2)	1936
Rappond, Mike (Arkansas)	WR	(1)	1973
Rice, Andy (Texas Southern)	DT	(2)	1972
Richards, Ray (Nebraska)	T	(4)	1933

Richman, Harry (Illinois).....	G	(1)	1929	Smith, Ray Gene (Midwestern).....	HB	(4)	1954
Rives, Don (Texas Tech.).....	LB	(4)	1973	Smith, Ron (Wisconsin).....	S	(4)	1965
Roberts, Tom (DePaul).....	G	(2)	1943	Smith, Russell* (Illinois).....	T	(3)	1921
Roberts, Willie (Houston).....	CB	(1)	1973	Snyder, Bob (Ohio U.).....	QB	(5)	1939
Roder, Mirro (None).....	K	(2)	1973	Sorey, Revie (Illinois).....	G	(2)	1975
Roehmet, William* (Bradley).....	G	(2)	1958	Sprinkle, Ed (Hardin-Simmons).....	E	(12)	1944
Roggeman, Tom (Purdue).....	G	(2)	1956	Stahlman, Dick* (DePaul).....	T	(1)	1933
Romanik, Steve (Villanova).....	QB	(4)	1950	Standlee, Norm (Stanford).....	FB	(1)	1941
Romney, Milton* (Chicago).....	QB	(5)	1925	Stautberg, Gerald (Cincinnati).....	G	(1)	1951
Ronzani, Gene* (Marquette).....	QB	(8)	1933	Staley, Bill (Utah State).....	DT	(2)	1970
Rosequist, Ted (Ohio State).....	T	(3)	1934	Steinbach, Larry* (St. Thomas).....	G	(2)	1930
Rouden, Larry (Houston).....	LB	(1)	1971	Steinkemper, Bill* (Notre Dame).....	T	(2)	1942
Rowland, Brad (McMurry).....	HB	(1)	1951	Sternaman, Edward* (Illinois).....	HB	(10)	1920
Rowland, Justin (T.C.U.).....	HB	(1)	1960	Sternaman, Joe (Illinois).....	HB	(8)	1922
Rupp, Nelson* (Dennison).....	QB	(1)	1921	Stenn, Paul (Villanova).....	G	(4)	1948
Russell, Reginald (Northwestern).....	E	(1)	1928	Steuher, Bob (Missouri).....	HB	(2)	1942
Ryan, John (Detroit).....	T	(1)	1929	Stickel, Walt (Pennsylvania).....	T	(4)	1946
Ryan, Rocky (Illinois).....	E	(1)	1958	Stillwell, Roger (Stanford).....	DT	(2)	1975
Rydalch, Ron (Utah).....	DT	(2)	1975	Stinchcomb, Pete* (Ohio State).....	QB	(2)	1921
Ryzewski, Frank (Notre Dame).....	C	(1)	1923	Stoepel, Terry (Tulsa).....	G	(1)	1967
Rykovich, Julie* (Illinois).....	HB	(3)	1949	Stolla, Anton* (Luther).....	HB	(1)	1939

—S—

Sacrinty, Nick (Wake Forest).....	QB	(1)	1947	Sturtridge, Dick (DePaul).....	HB	(2)	1928
Sanderson, Reggie (Stanford).....	RB	(1)	1973	Stydahar, Joe (West Virginia).....	T	(9)	1936
Savoldi, Joe* (Notre Dame).....	FB	(1)	1930	Sullivan, Frank* (Loyola, N.O.).....	C	(5)	1935
Sayers, Gale (Kansas).....	HB	(7)	1965	Sumner, Charles (Wm. & Mary).....	HB	(4)	1955
Schiechl, John* (Santa Clara).....	C	(2)	1945	Sweeney, Jake (Cincinnati).....	T	(1)	1944
Schmidt, Terry (Ball State).....	CB	(1)	1976	Swisher, Bob (Northwestern).....	HB	(5)	1938
Schreiber, Larry (Tennessee Tech.).....	RB	(1)	1976	Szymanski, Frank (Notre Dame).....	C	(1)	1949
Schroeder, Gene (Virginia).....	E	(6)	1951				
Schubert, Steve (Massachusetts).....	WR	(2)	1975				
Schuette, Paul* (Wisconsin).....	G	(3)	1930				
Schweda, Brian (Kansas).....	DE	(1)	1966				
Schweidler, Dick (St. Louis).....	HB	(3)	1938				
Scott, James (Henderson J.C.).....	WR	(1)	1976				
Scott, Ralph* (Wisconsin).....	T	(5)	1921				
Seals, George (Missouri).....	G	(7)	1965				
Seiberling, Gerald (Drake).....	FB	(1)	1932				
Senn, Bill* (Knos).....	HB	(6)	1926				
Serini, Washington (Kentucky).....	G	(4)	1948				
Sevy, Jeff (California).....	G-T	(2)	1975				
Seymour, Jim (Notre Dame).....	WR	(3)	1970				
Shank, J. L.....	HB	(1)	1920				
Shanklin, Ron (North Texas State).....	WR	(2)	1975				
Shaw, Glenn (Kentucky).....	HB	(1)	1960				
Shellog, Alec* (Notre Dame).....	T	(1)	1939				
Sherman, Saul (Chicago).....	QB	(2)	1939				
Shipkey, Jerry (U.C.L.A.).....	FB	(1)	1953				
Shoemaker, Hub (Illinois).....	RB	(2)	1920				
Shy, Don (San Diego State).....	G	(3)	1970				
Siegal, John (Columbia).....	E	(5)	1939				
Sigillo, Dom* (Xavier).....	T	(2)	1943				
Sigmund, Arthur W.....	G	(1)	1923				
Simmons, J. (Bethune-C'km'n).....	WR	(1)	1969				
Sisk, John (Marquette).....	HB	(5)	1932				
Sisk, Jr., John (Miami).....	B	(1)	1964				
Smeja, Rudy (Michigan).....	E	(2)	1944				
Smith, Clarence (Georgia).....	E	(1)	1942				
Smith, Eugene (Georgia Tech.).....	G	(1)	1930				
Smith, H. Allen* (Mississippi).....	E	(2)	1947				
Smith, J. D. (N. Car. A&T).....	FB	(1)	1956				
Smith, James (Compton J.C.).....	HB	(1)	1961				

—T—

Tackwell, C. O.* (Kansas State).....	E	(3)	1931				
Taft, Merrill (Wisconsin).....	FB	(1)	1924				
Taylor, Clifton (Memphis St.).....	RB	(1)	1974				
Taylor, J. R. "Tarz" (Ohio State).....	G	(2)	1921				
Taylor, Joe (No. Carolina A&T).....	DB	(8)	1967				
Taylor, Lionel (Highland U.).....	E	(1)	1959				
Taylor, Roosevelt (Grambling).....	DB	(8)	1961				
Thomas, Bob (Notre Dame).....	K	(2)	1975				
Thomas, Earl (Houston).....	WR	(3)	1971				
Thompson, Russ (Nebraska).....	T	(4)	1936				
Thrower, Willie (Michigan State).....	QB	(1)	1953				
Tom, Mel (San Jose State).....	DE	(3)	1973				
Torrance, Jack* (Louisiana State).....	T	(2)	1939				
Trafton, George* (Notre Dame).....	C	(13)	1920				
Trost, Mill (Marquette).....	T	(5)	1935				
Tucker, Bill (Tennessee State).....	RB	(1)	1971				
Turner, Cecil (California Poly).....	FL	(6)	1968				
Turner, Clyde (Hardin-Simmons).....	C	(12)	1940				

—U—

Usher, Lou* (Syracuse).....	T	(1)	1920
-----------------------------	---	-----	------

—V—

Vector, Ted (Nebraska).....	CB	(1)	1975
Vallez, Emilio (New Mexico).....	TE	(2)	1968
Van Valkenburg, Pete (BYU).....	RB	(1)	1974
Veach, Walter*.....	HB	(1)	1920
Venturelli, Fred (None).....	T	(1)	1948
Vick, Ernie (Michigan).....	C	(3)	1925

Vick, Richard (Wash. & Jeff.)	QB	(1)	1925
Vodicka, Joe (Lewis Institute)	HB	(3)	1943
Voss, Walter "Tillie" (Detroit U.)	E	(2)	1927
Vucinic, Milt (Stanford)	G	(1)	1945

—W—

Wade, Charles (Tenn. St.)	WR	(1)	1974
Wade, William (Vanderbilt)	QB	(6)	1961
Wager, Clinton (St. Mary's)	E	(2)	1941
Wallace, Bob (Texas-El Paso)	E	(5)	1968
Wallace, Stan (Illinois)	HB	(4)	1954
Walquist, Laurie (Illinois)	QB	(10)	1922
Ward, John (Oklahoma State)	C-G	(1)	1976
Watkins, Bobby (Ohio State)	HB	(3)	1955
Weatherly, Gerald (Rice)	C	(3)	1956
Wetoska, Bob (Notre Dame)	T	(10)	1960
Wetzel, Damon (Ohio State)	HB	(1)	1935
Wheeler, Ted (W. Texas State)	G	(1)	1970
Wheeler, Wayne (Alabama)	WR	(1)	1974
White, Roy (Valparaiso)	FB	(5)	1923
White, Wilford "Whizzer" (Ariz. St.)	HB	(2)	1951
Whitman, S. J. (Tulsa)	HB	(2)	1953
Whitsell, Dave (Indiana)	DB	(6)	1961
Whittenton, Jesse (West Texas)	HB	(1)	1958

Wightkin, Bill (Notre Dame)	DE	(8)	1950
Williams, Bob (Notre Dame)	QB	(3)	1951
Williams, Broughton (Florida)	T	(1)	1947
Williams, Fred (Arkansas)	T	(12)	1952
Williams, Perry (Purdue)	RB	(1)	1974
Wilson, George (Northwestern)	E	(11)	1937
Wilson, Nemiah (Grambling)	CB	(1)	1975
Wright, Steve (Alabama)	T	(1)	1971
Wynne, Elmer (Notre Dame)	FB	(1)	1928

—Y—

Youmans, Maury (Syracuse)	T	(4)	1960
Young, Adrian (So. Calif.)	LB	(1)	1973
Young, Randolph (Millikin)	T	(1)	1920
Youngblood, George (L.A. State)	S	(1)	1969
Yourist, Abe	E	(1)	1923

—Z—

Zarnas, Gust (Ohio State)	G	(1)	1938
Zeller, Joe (Indiana)	G	(6)	1933
Zizak, Vince* (Villanova)	G	(1)	1934
Zorich, George* (Northwestern)	G	(3)	1944
Zucco, Vic (Michigan State)	HB	(3)	1957

Assistant Coaches

Name	Seasons	Years		
Allen, George	8	1958-65	Goldston, Ralph	1 1974
Anderson, Hunk	8	1940-42, 1946-50	Grange, Red	8 1933-40
Austin, Bill	1	1971	Handler, Phil	17 1952-68
Bratkowski, Zeke	3	1972-74	Hilton, John	3 1975-
Brumbaugh, Carl	3	1938, 1940, 1944	Jagade, Chick	1 1956
Callahan, Ray	3	1975-	Johnsos, Luke	30 1935-39, 1941-42
Carr, Jim	3	1969, 1973-74		1946-68
Cherundolo, Chuck	6	1966-68, 1972-74	Lord, Bob	1 1974
Cody, Ed	6	1965-70	Luckman, Sid	16 1954, 1956-70
Connor, George	2	1956-57	Mather, Chuck	8 1958-65
DeCorrevont, Bill	1	1949	Moss, Perry	4 1970-73
Dimancheff, Babe	3	1966-68	O'Connor, Fred	3 1975-
Doolley, Jim	5	1963-67	Ringo, Jim	3 1969-71
Dovell, Whitey	3	1972-74	Ronzani, Gene	3 1947-49
Driscoll, Paddy	20	1941-55, 1958-62	Shaughnessy, Clark	12 1951-62
Ecklund, Brad	3	1975-	Shaw, Bob	3 1969-71
Fichtner, Ross	3	1975-	Shinnick, Don	2 1970-71
Fortunato, Joe	2	1967-68	Stoltz, Jerry	4 1973-76
George, Bill	1	1972	Stydahar, Joe	2 1963-64
Gibron, Abe	7	1965-71	Turner, Bulldog	4 1952-56
			Walquist, Laurie	2 1933-34
			Wilson, George	2 1947-48

All-League Selections

(As Listed By The National Football League)

1931 Red Grange	HB	1953 George Connor	LB & OT
1932 Jules Carlson	G	1954 Harlon Hill	E
Luke Johnsos	E	1955 George Connor	LB
Bronko Nagurski	FB	Bill George	MG
1933 Bill Hewitt	E	Harlon Hill	E
Joe Kopcha	G	Stan Jones	G
Bronko Nagurski	FB	Bill Wightkin	T
1934 Beattie Feathers	HB	1956 Rick Casares	FB
Bill Hewitt	E	Bill George	MG
Joe Kopcha	G	Harlon Hill	E
Bronko Nagurski	FB	Stan Jones	G
1935 Bill Karr	E	Larry Strickland	C
Joe Kopcha	G	1957 Bill George	LB
George Musso	T	Larry Strickland	LB
1936	None	1958 Bill George	LB
1937 George Musso	T	1959 Bill George	LB
Joe Stydahar	T	Stan Jones	G
1938 Danny Fortmann	G	1960 Doug Atkins	DE
Joe Stydahar	T	Bill George	LB
1939 Danny Fortmann	G	Stan Jones	G
Bill Osmanski	FB	1961 Doug Atkins	DE
Joe Stydahar	T	Mike Ditka	TE
1940 Danny Fortmann	G	Bill George	LB
Joe Stydahar	T	1962 Mike Ditka	TE
1941 Danny Fortmann	G	1963 Doug Atkins	DE
Sid Luckman	QB	Mike Ditka	TE
George McAfee	HB	Joe Fortunato	LB
Bulldog Turner	C	Bill George	MLB
1942 Lee Artoe	T	Richie Petitbon	S
Gary Famiglietti	FB	Roosevelt Taylor	S
Danny Fortmann	G	1964 Mike Ditka	TE
Sid Luckman	QB	Joe Fortunato	LB
Bulldog Turner	C	Johnny Morris	FL
1943 Harry Clark*	HB	1965 Dick Butkus	MLB
Sid Luckman	QB	Joe Fortunato	LB
Dante Magnani	HB	Gale Sayers	RB
Bulldog Turner	C	1966 Gale Sayers	RB
1944 Sid Luckman*	QB	1967 Dick Butkus	MLB
Bulldog Turner	C	Gale Sayers	RB
1945 Sid Luckman*	QB	1968 Dick Butkus	MLB
1946 Ken Kavanaugh	E	Gale Sayers	RB
Bulldog Turner	C	1969 Dick Butkus	MLB
1947 Fred Davis	T	Gale Sayers	RB
Ken Kavanaugh	E	1970 Dick Butkus	MLB
Sid Luckman	QB	Dick Gordon	WR
1948 Ray Bray	G	1971	None
Bulldog Turner	C	1972 Dick Butkus	MLB
1949 Ray Bray	G	1973	None
1950 Dick Barwegen	G	1974	None
George Connor	T	1975 Wally Chambers	DT
Johnny Lujack	QB	1976 Wally Chambers	DT
1951 Dick Barwegen	G	Walter Payton	RB
George Connor	OT & DT		
1952 George Connor	LB & OT		

* No official team recognized

Bears in the Pro-Bowl

(1951-1970 NFL East vs. West, 1971—NFC vs. AFC)

1977: Wally Chambers, DT Walter Payton, RB	1964: Joe Fortunato, LB Mike Ditka, TE Doug Atkins, DE Richie Petitbon, DB Roosevelt Taylor, DB Mike Pyle, C Bill Wade, QB Joe Marconi, RB George Halas, Coach	1957: Harlon Hill, WR Stan Jones, G Bill George, LB Ed Brown, QB Rick Casares, RB J. C. Caroline, HB Larry Strickland, C McNeil Moore, HB
1976: Wally Chambers, DT		1956: Stan Jones, G Bill Wightkin, T Harlon Hill, WR Rick Casares, RB Jack Hoffman, E Ed Brown, QB Bill George, LB
1975: None		
1974: Wally Chambers, DT		
1973: Dick Butkus, LB Ron Smith, KR	1963: Mike Ditka, TE Doug Atkins, DE Joe Fortunato, LB Richie Petitbon, DB	
1972: Dick Gordon, WR Dick Butkus, LB		
1971: Dick Butkus, LB Cecil Turner, KR Bobby Joe Green, P Dick Gordon,* WR	1962: Stan Jones, G Doug Atkins, DE Bill George, LB Mike Ditka, TE	1955: Harlon Hill, WR Bill Bishop, T Bill George, LB Ed Sprinkle, DE
1970: Gale Sayers,† RB Dick Butkus, LB	1961: Stan Jones, G Doug Atkins, DE Bill George, LB Johnny Morris, FL	1954: George Connor, T-LB Don Kindt, HB Jack Hoffman, E Fred Williams, DT
1969: Dick Butkus, LB Roosevelt Taylor, DB Gale Sayers,* RB	1960: Stan Jones, G Doug Atkins, DE Bill George, LB Rick Casares, RB Erich Barnes, DB Fred Williams, DT	1953: Dick Barwegan, G Fred Williams, DT Gene Schroeder, E George Connor, T-LB Ed Sprinkle, DE
1968: Gale Sayers,† RB Dick Butkus, LB Richie Petitbon, DB		
1967: Gale Sayers,† RB Dick Butkus, LB Richie Petitbon, DB	1959: Doug Atkins,† DE Stan Jones, G Joe Fortunato, LB Bill George, LB Willie Galimore, RB Rick Casares, RB Fred Williams, DT	1952: Dick Barwegan, G George Connor, T-LB John Dottley, RB Bulldog Turner, C-LB Johnny Lujack, QB Ed Sprinkle, DE Ray Bray, G
1966: Gale Sayers, RB Dick Butkus, LB Doug Atkins, DE Joe Fortunato, LB Mike Ditka, TE		
1965: Joe Fortunato, LB Mike Ditka, TE Johnny Morris,* FL	1958: Doug Atkins, DE Rick Casares, RB Bill George, LB Stan Jones, G Kline Gilbert, T	1951: Ray Bray, G Ed Sprinkle, DE George Connor, T-LB Fred Davis, T Dick Barwegan, G Bulldog Turner, C-LB Johnny Lujack, QB

*Denotes selected for game but did not play due to injuries.

†Denotes game's outstanding back, linesman

RETIRED NUMBERS

3	RB-T Bronko Nagurski	42	QB Sid Luckman
5	RB George McAfee	56	E Bill Hewitt
28	RB Willie Galimore	61	G Bill George
41	RB Brian Piccolo	66	C Bulldog Turner
		77	RB Red Grange

YEAR BY YEAR RESULTS

Year	Coach	Won	Lost	Tied	Pct.	Pts.	Opp.
1920	Halas & Sternaman	10	1	2	.909	169	7
1921	Halas & Sternaman	10	1	1	.909	168	43
	Regular Season	9	1	1	.900	128	43
	Pre-Season	1	0	0	1.000	35	0
1922	Halas & Sternaman	9	3	0	.750	123	44
1923	Halas & Sternaman	9	2	2	.818	130	42
	Regular Season	9	2	1	.818	130	42
	Pre-Season	0	0	1	.000	0	0
1924	Halas & Sternaman	8	3	4	.727	178	77
	Regular Season	6	1	4	.857	122	44
	Pre-Season	2	2	0	.500	56	33
1925	Halas & Sternaman	19	7	3	.731	401	159
	Regular Season	9	5	3	.642	158	96
	Pre-Season	10	2	0	.833	243	63
1926	Halas & Sternaman	12	1	3	.923	216	63
1927	Halas & Sternaman	9	3	2	.750	150	84
1928	Halas & Sternaman	8	4	1	.667	187	77
	Regular Season	7	4	1	.636	175	71
	Pre-Season	1	0	0	1.000	12	6
1929	Halas & Sternaman	5	9	2	.357	165	248
	Regular Season	4	8	2	.333	112	208
	Pre-Season	1	1	0	.500	53	40
1930	Ralph Jones	10	5	1	.667	204	98
	Regular Season	9	4	1	.692	165	72
	Pre-Season	1	1	0	.500	39	26
1931	Ralph Jones	9	5	0	.643	188	92
	Regular Season	8	5	0	.615	145	92
	Pre-Season	1	0	0	1.000	43	0
1932	Ralph Jones	11	1	7	.917	261	50
	Regular Season	7	1	6	.875	164	44
	Pre-Season	3	0	1	1.000	88	6
	Playoffs	1	0	0	1.000	9	0
1933	George S. Halas	23	2	2	.920	521	144
	Regular Season	10	2	1	.833	133	82
	Pre-Season	12	0	1	1.000	365	41
	Playoffs	1	0	0	1.000	23	21
1934	George S. Halas	24	2	1	.923	576	198
	Regular Season	13	0	0	1.000	286	86
	Pre-Season	11	1	1	.916	277	81
	Playoffs	0	1	0	.000	13	31
1935	George S. Halas	12	4	2	.750	440	113
	Regular Season	6	4	2	.600	192	106
	Pre-Season	6	0	0	1.000	248	7

Year	Coach	Won	Lost	Tied	Pct.	Pts.	Opp.
1936	George S. Halas	16	5	1	.696	417	177
	Regular Season	9	3	0	.750	222	94
	Pre-Season	7	2	1	.778	195	83
1937	George S. Halas	20	4	1	.833	629	238
	Regular Season	9	1	1	.900	201	100
	Pre-Season	11	2	0	.846	407	110
	Playoffs	0	1	0	.000	21	28
1938	George S. Halas	11	6	0	.647	353	215
	Regular Season	6	5	0	.545	194	148
	Pre-Season	5	1	0	.833	159	67
1939	George S. Halas	11	3	0	.781	392	169
	Regular Season	8	3	0	.727	298	157
	Pre-Season	3	0	0	1.000	94	12
1940	George S. Halas	15	3	0	.833	566	203
	Regular Season	8	3	0	.727	238	152
	Pre-Season	6	1	0	.857	258	58
	Playoffs	1	0	0	1.000	73	0
1941	George S. Halas	18	1	0	.947	639	240
	Regular Season	10	1	0	.909	396	147
	Pre-Season	6	0	0	1.000	183	70
	Playoffs	2	0	0	1.000	60	29
1942	George S. Halas	16	1	0	.941	527	145
	Regular Season	11	0	0	1.000	376	84
	Pre-Season	5	0	0	1.000	145	47
	Playoffs	0	1	0	.000	6	14
1943	Anderson & Johnsos	12	1	1	.923	427	227
	Regular Season	8	1	1	.900	303	157
	Pre-Season	3	0	0	1.000	83	49
	Playoffs	1	0	0	1.000	41	21
1944	Anderson & Johnsos	9	4	1	.692	337	224
	Regular Season	6	3	1	.667	258	172
	Pre-Season	3	1	0	.750	79	52
1945	Anderson & Johnsos	4	9	0	.308	234	300
	Regular Season	3	7	0	.300	192	235
	Pre-Season	1	2	0	.333	42	65
1946	George S. Halas	14	2	1	.875	438	267
	Regular Season	8	2	1	.800	289	197
	Pre-Season	5	0	0	1.000	125	56
	Playoffs	1	0	0	1.000	24	14
1947	George S. Halas	11	5	0	.688	441	294
	Regular Season	8	4	0	.667	363	241
	Pre-Season	3	1	0	.750	78	53
1948	George S. Halas	15	3	0	.833	517	240
	Regular Season	10	2	0	.833	375	151
	Pre-Season	5	1	0	.833	142	89
1949	George S. Halas	13	4	0	.765	445	273
	Regular Season	9	3	0	.750	332	218
	Pre-Season	4	1	0	.800	113	55

YEAR BY YEAR RESULTS

Year	Coach	Won	Lost	Tied	Pct.	Pts.	Opp.
1950	George S. Halas	14	6	0	.700	465	349
	Regular Season	9	3	0	.750	279	207
	Pre-Season	5	2	0	.714	172	118
	Playoffs	0	1	0	.000	14	24
1951	George S. Halas	10	9	0	.526	414	423
	Regular Season	7	5	0	.583	286	282
	Pre-Season	3	4	0	.428	128	141
1952	George S. Halas	9	8	0	.529	341	363
	Regular Season	5	7	0	.416	243	326
	Pre-Season	4	1	0	.800	98	37
1953	George S. Halas	5	12	1	.294	304	390
	Regular Season	3	8	1	.272	218	262
	Pre-Season	2	4	0	.333	86	128
1954	George S. Halas	11	7	0	.611	407	406
	Regular Season	8	4	0	.667	301	279
	Pre-Season	3	3	0	.500	106	127
1955	George S. Halas	11	6	0	.647	396	330
	Regular Season	8	4	0	.667	294	251
	Pre-Season	3	2	0	.600	102	79
1956	John L. Driscoll	14	4	1	.778	508	415
	Regular Season	9	2	1	.818	363	246
	Pre-Season	5	1	0	.833	131	75
	Playoffs	0	1	0	.000	7	47
1957	John L. Driscoll	9	8	1	.529	358	293
	Regular Season	5	7	0	.416	203	211
	Pre-Season	4	1	1	.800	155	82
1958	George S. Halas	14	4	0	.777	435	319
	Regular Season	8	4	0	.667	298	230
	Pre-Season	6	0	0	1.000	137	89
1959	George S. Halas	13	5	0	.722	450	303
	Regular Season	8	4	0	.667	252	196
	Pre-Season	5	1	0	.833	198	107
1960	George S. Halas	8	8	1	.500	265	367
	Regular Season	5	6	1	.454	194	299
	Pre-Season	3	2	0	.600	71	68
1961	George S. Halas	12	8	0	.600	467	421
	Regular Season	8	6	0	.511	326	302
	Pre-Season	4	2	0	.667	141	119
1962	George S. Halas	9	10	0	.474	422	426
	Regular Season	9	5	0	.642	321	287
	Pre-Season	0	5	0	.000	101	139
1963	George S. Halas	15	3	2	.833	395	237
	Regular Season	11	1	2	.916	301	144
	Pre-Season	3	2	0	.600	80	83
	Playoffs	1	0	0	1.000	14	10
1964	George S. Halas	8	11	0	.421	333	443
	Regular Season	5	9	0	.357	260	379
	Pre-Season	3	2	0	.600	73	64

YEAR BY YEAR RESULTS

Year	Coach	Won	Lost	Tied	Pct.	Pts.	Opp.
1965	George S. Halas	11	8	0	.579	506	409
	Regular Season	9	5	0	.642	409	275
	Pre-Season	2	3	0	.400	97	134
1966	George S. Halas	8	8	2	.500	314	355
	Regular Season	5	7	2	.416	234	275
	Pre-Season	3	1	0	.750	80	80
1967	George S. Halas	9	9	1	.500	333	353
	Regular Season	7	6	1	.538	239	218
	Pre-Season	2	3	0	.400	94	135
1968	Jim Dooley	11	8	0	.579	354	404
	Regular Season	7	7	0	.500	250	333
	Pre-Season	4	1	0	.800	104	71
1969	Jim Dooley	4	16	0	.200	323	443
	Regular Season	1	13	0	.971	210	339
	Pre-Season	3	3	0	.500	113	104
1970	Jim Dooley	7	12	1	.368	344	379
	Regular Season	6	8	0	.428	256	261
	Pre-Season	1	4	1	.200	88	118
1971	Jim Dooley	9	11	0	.450	284	404
	Regular Season	6	8	0	.428	185	276
	Pre-Season	3	3	0	.500	99	128
1972	Abe Gibron	5	13	2	.277	317	410
	Regular Season	4	9	1	.307	225	275
	Pre-Season	1	4	1	.200	92	135
1973	Abe Gibron	6	12	2	.333	298	400
	Regular Season	3	11	0	.214	195	334
	Pre-Season	3	1	2	.750	103	66
1974	Abe Gibron	5	15	0	.250	237	442
	Regular Season	4	10	0	.286	152	279
	Pre-Season	1	5	0	.167	85	163
1975	Jack Pardee	6	14	0	.300	259	463
	Regular Season	4	10	0	.286	191	379
	Pre-Season	2	4	0	.400	68	84
1976	Jack Pardee	12	8	0	.600	353	294
	Regular Season	7	7	0	.500	253	216
	Pre-Season	5	1	0	.833	100	78
Totals: All opponents							
	Regular Season	316	236	25	.569	11,229	9,786
	Pre-season	107	76	7	.582	3,500	3,202
	Championship Playoffs	8**	5	0	.615	306	232
	All Games†	430	317	32	.573	15,035	13,220
	All Games††	628	348	52	.636	20,251	14,870

* In 1943 the Pittsburgh and Philadelphia teams were combined, the Bears 48-21 victory points are included in both teams final scores.

** Includes 1932 championship game against the Portsmouth Spartans (team no longer in existence).

† Totals include teams presently in operation.

†† Totals includes teams no longer in existence.

Bears vs the NFL

	Bears						
Opponents (1st game)	Won	Lost	Tied	Pct.	Pts.	Opp.	
Atlanta Falcons (1966)	3	6	0	.333	150	204	
Regular Season	3	6	0	.333	150	204	
Baltimore Colts (1950)	17	22	1	.436	775	817	
Regular Season	13	20	0	.393	658	708	
Preseason	4	2	1	.667	117	109	
Buffalo Bills (1969)	3	1	1	.750	97	79	
Regular Season	1	1	0	.500	37	29	
Preseason	2	0	1	1.000	60	50	
Cincinnati Bengals (1972)	0	1	0	.000	3	13	
Regular Season	0	1	0	.000	3	13	
Cleveland Browns (1950)	6	14	0	.300	355	492	
Regular Season	2	5	0	.286	89	189	
Preseason	4	9	0	.308	266	303	
College All-Stars	5	1	1	.833	115	67	
Dallas Cowboys (1960)	5	5	0	.500	197	232	
Regular Season	3	4	0	.429	125	168	
Preseason	2	1	0	.667	72	64	
Denver Broncos (1970)	3	4	0	.428	115	122	
Regular Season	1	2	0	.333	50	48	
Preseason	2	2	0	.500	65	74	
Detroit Lions (1934)	49	35	3	.583	1660	1533	
Regular Season	48	35	3	.578	1636	1516	
Preseason	1	0	0	1.000	24	17	
Green Bay Packers (1921)	67	61	9	.523	2103	2067	
Regular Season	60	49	6	.550	1848	1711	
Preseason	6	12	3	.333	222	342	
Championship Playoffs	1	0	0	1.000	33	14	
Houston Oilers (1969)	4	4	0	.500	179	168	
Regular Season	1	0	0	1.000	35	14	
Preseason	3	4	0	.428	144	154	
Kansas City Chiefs (1967)	0	3	0	.000	41	109	
Regular Season	0	1	0	.000	7	19	
Preseason	0	2	0	.000	34	90	
Los Angeles Rams (1946)	29	20	3	.592	1222	1145	
Regular Season	28	18	3	.609	1166	1065	
Preseason	1	1	0	.500	42	56	
Championship Playoffs	0	1	0	.000	14	24	
Miami Dolphins (1969)	1	4	1	.200	58	150	
Regular Season	0	2	0	.000	16	80	
Preseason	1	2	1	.333	42	70	
Minnesota Vikings (1961)	15	18	2	.455	630	758	
Regular Season	14	16	2	.467	556	686	
Preseason	1	2	0	.333	74	72	

Opponents (1st game)	Won	Lost	Tied	Pct.	Pts.	Opp.
New England Patriots (1972)	0	2	0	.000	27	40
Regular Season	0	1	0	.000	10	13
Preseason	0	1	0	.000	17	27
New Orleans Saints (1968)	5	1	0	.833	164	82
Regular Season	5	1	0	.833	164	82
New York Giants (1925)	37	21	2	.638	1005	766
Regular Season	21	14	2	.600	607	434
Preseason	12	5	0	.706	280	201
Championship Playoffs	4	2	0	.667	118	131
New York Jets (1974)	0	1	0	.000	21	23
Regular Season	0	1	0	.000	21	23
Oakland Raiders (1972)	0	2	0	.000	48	56
Regular Season	0	2	0	.000	48	56
Philadelphia Eagles (1933)	32	10	1	.762	937*	592*
Regular Season	18	2	1	.904	550*	230*
Preseason	14	8	0	.619	383	371
Pittsburgh Steelers (1925)	31	9	1	.775	1030*	595*
Regular Season	16	3	1	.842	540*	258*
Preseason	15	6	0	.714	490	337
St. Louis Cardinals (1920)	58	33	6	.637	1801	1239
Regular Season	50	22	6	.694	1500	911
Preseason	8	11	0	.421	301	328
San Diego Chargers (1970)	1	3	0	.250	59	62
Regular Season	0	2	0	.000	28	48
Preseason	1	1	0	.500	31	14
San Francisco 49ers (1950)	21	21	1	.500	963	946
Regular Season	20	21	1	.488	939	939
Preseason	1	0	0	1.000	24	7
Seattle Seahawks (1976)	2	0	0	1.000	61	23
Regular Season	1	0	0	1.000	34	7
Preseason	1	0	0	1.000	27	16
Tampa Bay Buccaneers (1976)	1	0	0	1.000	10	7
Regular Season	0	0	0	0.000	0	0
Preseason	1	0	0	1.000	10	7
Washington Redskins (1937)	34	16	0	.680	1211	814
Regular Season	10	7	0	.588	410	325
Preseason	22	7	0	.759	660	426
Championship Playoffs	2	2	0	.500	141	63
Totals: All Opponents						
Regular Season	316	236	25	.569	11,229	9,786
Preseason	107	76	7	.582	3,500	3,202
Championship Playoffs	8**	5	0	.615	306	232
All Games†	430	317	32	.573	15,035	13,220
All Games††	628	348	52	.636	20,251	14,870

* In 1943 the Pittsburgh and Philadelphia teams were combined, the Bears 48-21 victory points are included in both teams final scores.

** Includes 1932 championship game against the Portsmouth Spartans (team no longer in existence).

† Totals include teams presently in operation.

†† Totals include teams no longer in existence.

All-Time Season Scores

1920 .909
 Won 10 Lost 1 Tied 2

George Halas, Ed Sternaman — Coaches		Bears	Opp.
Moline	20	0
Kewanee	27	0
Rock Island	10	0
Chicago Tigers	10	0
Rockford	29	0
Champaign	20	0
Hammond	28	0
Rock Island	0	0
Minneapolis Marines	3	0
Chicago Tigers	6	0
Cardinals (NP)	6	7
Cardinals (W)	10	0
Akron	0	0
		169	7

1921 .900
 Won 9 Lost 1 Tied 1

George S. Halas, Ed Sternaman — Coaches		Bears	Opp.
Rock Island	14	0
Rochester	16	13
Dayton Triangles	7	0
Detroit Tigers	20	9
Rock Island	3	0
Cleveland Tigers	22	7
Buffalo All Stars	6	7
Green Bay Packers (W)	20	0
Buffalo All Stars	10	7
Canton Bulldogs	10	0
Chicago Cardinals (W)	0	0
		128	43

1922 .750
 Won 9 Lost 3

George S. Halas, Ed Sternaman — Coaches		Bears	Opp.
Racine Legion	6	0
Rock Island	10	6
Rochester	7	0

Cities Code

A.	Atlanta, Ga.	ML	Milwaukee, Wis.
AK.	Akron, O.	MN	Moline, Ill.
B	Birmingham, Ala.	MO	Montreal, Canada
BF.	Buffalo, N.Y.	NA.	Nashville, Tenn.
BL.	Baltimore, Md.	NE.	New England
BO	Boston, Mass.	NF.	Norfolk, Va.
BR	Brooklyn, N.Y.	NO	New Orleans, La.
C.	Canton, O.	NP.	Normal Park, Chicago
CH	Charleston, W.Va.	NY.	New York, N.Y.
CI	Cincinnati, O.	O	Oakland, Ca.
CL.	Cleveland, O.	PH.	Philadelphia, Pa.
CM	Comiskey Park	PI	Pittsburgh, Pa.
CN.	Champaign, Ill.	PO.	Portsmouth, O.
CR.	Cedar Rapids, Ia.	R	Raleigh, N.C.
D	Detroit, Mich.	RI	Richmond, Va.
DA.	Dallas, Tex.	RK.	Rock Island, Ill.
DN	Denver, Colo.	S.	Soldier Field
DS.	Dyche Stadium	SB.	South Bend, Ind.
GB	Green Bay, Wis.	SD.	San Diego, Ca.
H	Houston, Tex.	SE.	Seattle, Wa.
HE.	Hershey, Pa.	SF.	San Francisco, Ca.
JA	Jacksonville, Fla.	SL.	St. Louis, Mo.
KC.	Kansas City, Mo.	SP.	Spokane, Wa.
LA	Los Angeles, Ca.	T.	Tulsa, Okla.
M	Minnesota	TB.	Tampa Bay, Fl.
ME	Memphis, Tenn.	TO.	Toronto, Canada
MI.	Miami, Fla.	W	Wrigley Field
MP	Mills Park, Chicago	WA	Washington, D.C.

Buffalo All Americans	7	0
Canton Bulldogs	6	7
Dayton Triangles	9	0
Thorpe's Indians	33	6
Rock Island	3	0
Akron Indians	20	10
Chicago Cardinals	(CM)	0 6
Toledo	22	0
Chicago Cardinals	(CM)	0 9
	123	44

Chicago Cardinals	(W)	0	0
Columbus Tigers		14	13
Frankford Yellowjackets		14	7
N.Y. Giants	(NY)	19	7
Providence		6	9
Detroit Panthers		0	21
N.Y. Giants	(W)	0	9
		158	96

1923 .818
Won 9 Lost 2 Tied 1

George S. Halas,			
Ed Sternaman — Coaches		Bears	Opp.
Rock Island		0	3
Racine Horlicks		3	0
G.B. Packers	(GB)	3	0
Buffalo		18	3
Canton Bulldogs		0	6
Oorang Indians		26	0
Akron Indians		20	6
Rock Island		7	3
Hammond Hoosiers		14	7
Chicago Cardinals	(CM)	3	0
Rock Island		29	7
Milwaukee Badgers		7	7
		130	42

1924 .857
Won 6 Lost 1 Tied 4

George S. Halas,			
Ed Sternaman — Coaches		Bears	Opp.
G.B. Packers	(GB)	0	5
Rock Island	(RK)	0	0
Racine Legion	(W)	10	10
Chicago Cardinals	(W)	6	0
Frankford Yellowjackets	(W)	33	3
Rock Island	(W)	3	3
Columbus Tigers	(W)	12	6
Racine Legion	(W)	3	3
G.B. Packers	(W)	3	0
Chicago Cardinals	(CM)	21	0
Milwaukee Badgers	(W)	31	14
		122	44

1925 .642
Won 9 Lost 5 Tied 3

George S. Halas,			
Ed Sternaman — Coaches		Bears	Opp.
Rock Island		0	0
G.B. Packers	(GB)	10	14
Detroit Panthers		0	0
Hammond		28	7
Cleveland Bulldogs		7	0
Chicago Cardinals	(CM)	0	9
Rock Island		6	0
Frankford Yellowjackets		19	0
Detroit Panthers		14	0
G.B. Packers	(W)	21	0

1926 .923
Won 12 Lost 1 Tied 3

George S. Halas,			
Ed Sternaman — Coaches		Bears	Opp.
Milwaukee Badgers		10	7
G.B. Packers	(GB)	6	6
Detroit Panthers		10	7
N.Y. Giants	(W)	7	0
Chicago Cardinals	(W)	16	0
Duluth Eskimos		24	6
Akron		17	0
Louisville		34	0
Chicago Cardinals	(W)	16	0
Milwaukee Badgers		10	7
G.B. Packers	(W)	19	13
Chicago Cardinals	(W)	0	0
Canton Bulldogs		35	0
Frankford Yellowjackets		6	7
Pottsville		9	7
G.B. Packers	(W)	3	3
		216	63

1927 .750
Won 9 Lost 3 Tied 2

George S. Halas,			
Ed Sternaman — Coaches		Bears	Opp.
Chicago Cardinals	(NP)	9	0
G.B. Packers	(GB)	7	6
New York Yankees		12	0
Cleveland Bulldogs		14	12
Dayton Triangles		14	6
New York Yankees		6	26
Frankford Yellowjackets		0	0
Providence		0	0
Pottsville		30	12
G.B. Packers	(W)	14	6
N.Y. Giants	(NY)	7	13
Chicago Cardinals	(W)	0	3
Frankford Yellowjackets		9	0
Duluth Eskimos		27	0
		150	84

1928 .636
Won 7 Lost 4 Tied 1

George S. Halas,			
Ed Sternaman — Coaches		Bears	Opp.
Chicago Cardinals	(NP)	15	0
G.B. Packers	(GB)	12	12
N.Y. Giants	(W)	13	0
G.B. Packers	(W)	6	16
Detroit Wolverines		0	6

New York Yankees	27	0
Dayton Triangles	27	0
Pottsville Maroons	13	6
Chicago Cardinals (W)	34	0
Frankford Yellowjackets	28	6
G.B. Packers (W)	0	6
Frankford Yellowjackets	0	19
	175	71

1929 .333
Won 4 Lost 8 Tied 2

George S. Halas		
Ed Sternaman — Coaches		
Minneapolis Marines	Bears 19	Opp. 6
G.B. Packers (GB)	0	23
Minneapolis Marines	7	6
Buffalo Bisons	16	0
Chicago Cardinals (W)	0	0
Minneapolis Redjackets	27	0
N.Y. Giants (W)	14	26
G.B. Packers (W)	0	14
Frankford Yellowjackets	14	20
N.Y. Giants (NY)	0	34
Chicago Cardinals (CM)	6	40
Frankford Yellowjackets	0	0
G.B. Packers (W)	0	25
N.Y. Giants (W)	9	14
	112	208

1930 .692
Won 9 Lost 4 Tied 1

Ralph Jones — Coach		
Brooklyn Dodgers (MP)	Bears 0	Opp. 0
G.B. Packers (GB)	0	7
Minneapolis Redjackets	20	0
N.Y. Giants (W)	0	12
Chicago Cardinals (CM)	32	6
Portsmouth	6	7
Frankford Yellowjackets	13	7
Minneapolis Redjackets	20	7
G.B. Packers (W)	12	13
N.Y. Giants (W)	12	0
Chicago Cardinals (W)	6	0
Portsmouth	14	6
G.B. Packers (W)	21	0
Chicago Cardinals	9	7
	165	72

1931 .615
Won 8 Lost 5

Ralph Jones — Coach		
Cleveland Indians	Bears 21	Opp. 0
G.B. Packers (GB)	0	7
N.Y. Giants (W)	6	0
Chicago Cardinals (W)	26	13
Frankford Yellowjackets	12	13
G.B. Packers (W)	2	6
Portsmouth	9	6
N.Y. Giants (NY)	12	6
Brooklyn Dodgers	26	0

Portsmouth	0	3
Chicago Cardinals (W)	18	7
N.Y. Giants (W)	6	25
G.B. Packers (W)	7	6
	145	92

1932 .875
Won 7 Lost 1 Tied 6

Ralph Jones — Coach		
G.B. Packers (GB)	Bears 0	Opp. 0
Stapleton	0	0
Chicago Cardinals (W)	0	0
G.B. Packers (W)	0	2
Brooklyn Dodgers	13	0
Stapleton (NY)	27	7
Boston Redskins	7	7
N.Y. Giants (NY)	28	8
Portsmouth Spartans	13	13
Brooklyn Dodgers	20	0
Chicago Cardinals (W)	34	0
Portsmouth Spartans	7	7
N.Y. Giants (W)	6	0
G.B. Packers (W)	9	0
	164	44

NFL CHAMPIONSHIP

Portsmouth Spartans	9	0
Played on 80-yard field in Chicago Stadium.		

1933 SEASON .833
Won 10 Lost 2 Tied 1

George S. Halas — Coach		
S 24 Green Bay Packers (GB)	Bears 14	Opp. 7
O 1 Boston Redskins (W)	7	0
O 8 Brooklyn Dodgers (BR)	10	0
O 15 Chicago Cardinals (W)	12	9
O 22 Green Bay Packers (W)	10	7
O 29 New York Giants (W)	14	10
N 5 Boston Redskins (BO)	0	10
N 12 Philadelphia Eagles (PH)	3	3
N 19 New York Giants (NY)	0	3
N 26 Portsmouth Spartans (W)	17	14
N 30 Chicago Cardinals (W)	22	6
D 3 Portsmouth Spartans (PO)	17	7
D 10 Green Bay Packers (W)	7	6
	133	82

NFL CHAMPIONSHIP

D 17 New York Giants (W)	23	21
--------------------------	----	----

1934 SEASON 1.000
Won 13 Lost 0

George S. Halas — Coach		
S 23 Green Bay Packers (GB)	Bears 24	Opp. 10
S 30 Cincinnati Reds (CI)	21	3
O 7 Brooklyn Dodgers (BR)	21	7
O 10 Pittsburgh Pirates (PI)	28	0
O 14 Chicago Cardinals (W)	20	0
O 21 Cincinnati Reds (W)	41	7
O 28 Green Bay Packers (W)	27	14

N 4	New York Giants	(W)	27	7
N 11	Boston Redskins	(BO)	21	0
N 18	New York Giants	(NY)	10	9
N 25	Chicago Cardinals	(W)	17	6
N 29	Detroit Lions	(D)	19	16
D 2	Detroit Lions	(W)	10	7
			286	86

NFL CHAMPIONSHIP

D 9	New York Giants	(NY)	13	31
-----	-----------------	------	----	----

1935 SEASON .600

Won 6 Lost 4 Tied 2

George S. Halas — Coach		Bears	Opp.
S 22	Green Bay Packers	(GB)	0 7
S 29	Pittsburgh Pirates	(PI)	23 7
O 13	Philadelphia Eagles	(PH)	39 0
O 20	Brooklyn Dodgers	(W)	24 14
O 27	Green Bay Packers	(W)	14 17
N 3	New York Giants	(NY)	20 3
N 10	Boston Redskins	(BO)	30 14
N 17	New York Giants	(W)	0 3
N 24	Detroit Lions	(W)	20 20
N 28	Detroit Lions	(D)	2 14
D 1	Chicago Cardinals	(W)	7 7
D 8	Chicago Cardinals	(W)	13 0
		192	106

1936 SEASON .750

Won 9 Lost 3

George S. Halas — Coach		Bears	Opp.
S 20	Green Bay Packers	(GB)	30 3
S 27	Philadelphia Eagles	(PH)	17 0
O 4	Pittsburgh Pirates	(PI)	27 9
O 11	Chicago Cardinals	(W)	7 3
O 18	Pittsburgh Pirates	(W)	26 7
O 25	Detroit Lions	(W)	12 10
N 1	Green Bay Packers	(W)	10 21
N 8	New York Giants	(NY)	25 7
N 15	Boston Redskins	(BO)	26 0
N 22	Philadelphia Eagles	(PH)	28 7
N 26	Detroit Lions	(D)	7 13
N 29	Chicago Cardinals	(W)	7 14
		222	94

1937 SEASON .900

Won 9 Lost 1 Tied 1

George S. Halas — Coach		Bears	Opp.
S 10	Green Bay Packers	(GB)	14 2
O 4	Pittsburgh Steelers	(PI)	7 0
O 10	Cleveland Rams	(CL)	20 2
O 17	Chicago Cardinals	(W)	16 7
O 24	Detroit Lions	(W)	28 20
O 31	New York Giants	(NY)	3 3
N 7	Green Bay Packers	(GB)	14 24
N 14	Brooklyn Dodgers	(W)	29 7
N 25	Detroit Lions	(D)	13 0
N 28	Cleveland Rams	(W)	15 7
D 5	Chicago Cardinals	(W)	42 28
		201	100

NFL CHAMPIONSHIP

D 12	Washington Redskins	(W)	21	28
------	---------------------	-----	----	----

1938 SEASON .545

Won 6 Lost 5

George S. Halas — Coach		Bears	Opp.
S 11	Chicago Cardinals	(S)	16 13
S 18	Green Bay Packers	(GB)	2 0
O 2	Philadelphia Eagles	(PH)	28 6
O 9	Cleveland Rams	(CL)	7 14
O 16	Chicago Cardinals	(W)	34 28
O 23	Cleveland Rams	(W)	21 23
O 30	Detroit Lions	(W)	7 13
N 6	Green Bay Packers	(W)	17 24
N 13	Washington Redskins	(W)	31 7
N 20	Brooklyn Dodgers	(BR)	24 6
N 24	Detroit Lions	(D)	7 14
		194	148

1939 SEASON .727

Won 8 Lost 3

George S. Halas — Coach		Bears	Opp.
S 15	Cleveland Rams	(W)	30 21
S 24	Green Bay Packers	(GB)	16 21
O 2	Pittsburgh Steelers	(PI)	32 0
O 8	Cleveland Rams	(CL)	35 21
O 15	Chicago Cardinals	(W)	44 7
O 22	New York Giants	(NY)	13 16
O 29	Detroit Lions	(W)	0 10
N 5	Green Bay Packers	(W)	30 27
N 12	Detroit Lions	(D)	23 13
N 19	Philadelphia Eagles	(W)	27 14
N 26	Chicago Cardinals	(CM)	48 7
		298	157

1940 SEASON .727

Won 8 Lost 3

George S. Halas — Coach		Bears	Opp.
S 22	Green Bay Packers	(GB)	41 10
S 25	Chicago Cardinals	(CM)	7 21
O 6	Cleveland Rams	(CL)	21 14
O 13	Detroit Lions	(W)	7 0
O 20	Brooklyn Dodgers	(W)	16 7
O 27	New York Giants	(NY)	37 21
N 3	Green Bay Packers	(W)	14 7
N 10	Detroit Lions	(D)	14 17
N 17	Washington Redskins	(WA)	3 7
N 24	Cleveland Rams	(W)	47 25
D 1	Chicago Cardinals	(W)	31 23
		238	152

NFL CHAMPIONSHIP

D 8	Washington Redskins	(WA)	73	0
-----	---------------------	------	----	---

1941 SEASON .909

Won 10 Lost 1

George S. Halas — Coach		Bears	Opp.
S 28	Green Bay Packers	(GB)	25 17

O 5	Cleveland Rams	(CL)	48	21
O 12	Chicago Cardinals	(W)	53	7
O 19	Detroit Lions	(W)	49	0
O 26	Pittsburgh Steelers	(W)	34	7
N 2	Green Bay Packers	(W)	14	16
N 9	Cleveland Rams	(W)	31	13
N 16	Washington Redskins	(W)	35	21
N 23	Detroit Lions	(D)	24	7
N 30	Philadelphia Eagles	(PH)	49	14
D 7	Chicago Cardinals	(CM)	34	24
			396	147

CONFERENCE PLAYOFF

D 14	Green Bay Packers	(W)	23	14
------	-------------------	-----	----	----

NFL CHAMPIONSHIP

D 21	New York Giants	(W)	37	9
------	-----------------	-----	----	---

1942 SEASON 1.000

Won 11 Lost 0

George S. Halas — Coach			Bears	Opp.
S 27	Green Bay Packers	(GB)	44	28
O 4	Cleveland Rams	(CL)	21	7
O 11	Chicago Cardinals	(W)	41	14
O 18	New York Giants	(W)	26	7
O 25	Philadelphia Eagles	(W)	45	14
N 1	Detroit Lions	(W)	16	0
N 8	Brooklyn Dodgers	(BR)	35	0
N 15	Green Bay Packers	(W)	38	7
N 22	Detroit Lions	(D)	42	0
N 29	Cleveland Rams	(W)	47	0
D 6	Chicago Cardinals	(CM)	21	7
			376	84

NFL CHAMPIONSHIP

D 13	Washington Redskins	(WA)	6	14
------	---------------------	------	---	----

1943 SEASON .889

Won 8 Lost 1 Tied 1

Hartley "Hunk" Anderson,				
Luke Johnsos — Coaches			Bears	Opp.
S 28	Green Bay Packers	(GB)	21	21
O 3	Detroit Lions	(D)	27	21
O 10	Chicago Cardinals	(W)	20	0
O 17	Philadelphia-Pittsburgh	(W)	48	21
O 24	Brooklyn Dodgers	(W)	33	21
O 31	Detroit Lions	(W)	35	14
N 7	Green Bay Packers	(W)	21	7
N 14	New York Giants	(NY)	56	7
N 21	Washington Redskins	(WA)	7	21
N 29	Chicago Cardinals	(CM)	35	24
			303	157

NFL CHAMPIONSHIP

D 26	Washington Redskins	(W)	41	21
------	---------------------	-----	----	----

1944 SEASON .667

Won 6 Lost 3 Tied 1

Hartley "Hunk" Anderson,				
Luke Johnsos — Coaches			Bears	Opp.
S 24	Green Bay Packers	(GB)	28	42
O 8	Cleveland Rams	(CL)	7	19
O 15	Cardinal-Pittsburgh	(W)	34	7

O 22	Detroit Lions	(W)	21	21
O 29	Cleveland Rams	(W)	28	21
N 5	Green Bay Packers	(W)	21	0
N 12	Boston Yanks	(W)	21	7
N 19	Detroit Lions	(D)	21	41
N 26	Philadelphia Eagles	(PH)	28	7
D 3	Cardinal-Pittsburgh	(PI)	49	7
			258	172

1945 SEASON .300

Won 3 Lost 7

Hartley "Hunk" Anderson,				
Luke Johnsos — Coaches			Bears	Opp.
S 30	Green Bay Packers	(GB)	21	31
O 7	Cleveland Rams	(CL)	0	17
O 14	Chicago Cardinals	(W)	7	16
O 21	Cleveland Rams	(W)	21	41
O 28	Detroit Lions	(D)	10	16
N 4	Green Bay Packers	(W)	28	24
N 11	Detroit Lions	(W)	28	35
N 18	Washington Redskins	(WA)	21	28
N 25	Pittsburgh Steelers	(W)	28	7
D 2	Chicago Cardinals	(CM)	28	20
			192	235

1946 SEASON .800

Won 8 Lost 2 Tied 1

George S. Halas — Coach			Bears	Opp.
S 29	Green Bay Packers	(GB)	30	7
O 6	Chicago Cardinals	(CM)	34	17
O 13	Los Angeles Rams	(W)	28	28
O 20	Philadelphia Eagles	(W)	21	14
O 27	New York Giants	(NY)	0	14
N 3	Green Bay Packers	(W)	10	7
N 10	Los Angeles Rams	(LA)	27	21
N 17	Washington Redskins	(WA)	24	20
N 24	Detroit Lions	(W)	42	6
D 1	Chicago Cardinals	(W)	28	35
D 8	Detroit Lions	(D)	45	28
			289	197

NFL CHAMPIONSHIP

D 15	New York Giants	(NY)	24	14
------	-----------------	------	----	----

1947 SEASON .667

Won 8 Lost 4

George S. Halas — Coach			Bears	Opp.
S 28	Green Bay Packers	(GB)	20	29
O 5	Chicago Cardinals	(CM)	7	31
O 12	Philadelphia Eagles	(W)	40	7
O 19	Detroit Lions	(W)	33	24
O 26	Washington Redskins	(WA)	56	20
N 2	Boston Yanks	(BO)	28	24
N 9	Green Bay Packers	(W)	20	17
N 16	Los Angeles Rams	(LA)	41	21
N 23	Pittsburgh Steelers	(WA)	49	7
N 27	Detroit Lions	(D)	34	14
D 7	Los Angeles Rams	(W)	14	17
D 14	Chicago Cardinals	(W)	21	30
			363	241

1948 SEASON .833**Won 10 Lost 2**

George S. Halas — Coach		Bears	Opp.
S 26	Green Bay Packers ... (GB)	45	7
O 4	Chicago Cardinals ... (CM)	28	17
O 10	Los Angeles Rams ... (W)	42	21
O 17	Detroit Lions ... (W)	28	0
O 24	Philadelphia Eagles ... (PH)	7	12
O 31	New York Giants ... (W)	35	14
N 7	Los Angeles Rams ... (LA)	21	6
N 14	Green Bay Packers ... (W)	7	6
N 21	Boston Yanks ... (BO)	51	17
N 28	Washington Redskins ... (W)	48	13
D 5	Detroit Lions ... (D)	42	14
D 12	Chicago Cardinals ... (W)	21	24
		375	151

1949 SEASON .750**Won 9 Lost 3**

George S. Halas — Coach		Bears	Opp.
S 25	Green Bay Packers ... (GB)	17	0
O 2	Chicago Cardinals ... (CM)	17	7
O 9	Los Angeles Rams ... (W)	16	31
O 16	Philadelphia Eagles ... (W)	38	21
O 23	New York Giants ... (NY)	28	35
O 30	Los Angeles Rams ... (LA)	24	27
N 6	Green Bay Packers ... (W)	24	3
N 13	Detroit Lions ... (W)	27	24
N 20	Washington Redskins ... (WA)	31	21
N 24	Detroit Lions ... (D)	28	7
D 4	Pittsburgh Steelers ... (W)	30	21
D 11	Chicago Cardinals ... (W)	52	21
		332	218

1950 SEASON .750**Won 9 Lost 3**

George S. Halas — Coach		Bears	Opp.
S 17	Los Angeles Rams ... (LA)	24	20
S 24	San Francisco 49ers... (SF)	32	20
O 1	Green Bay Packers ... (GB)	21	31
O 8	Chicago Cardinals ... (W)	27	6
O 15	Green Bay Packers ... (W)	28	14
O 29	New York Yanks ... (NY)	27	38
N 5	Detroit Lions ... (D)	35	21
N 12	New York Yanks ... (W)	28	20
N 19	San Francisco 49ers... (W)	17	0
N 26	Los Angeles Rams ... (W)	24	14
D 3	Chicago Cardinals ... (CM)	10	20
D 10	Detroit Lions ... (W)	6	3
		279	207

CONFERENCE PLAYOFF

D 17	Los Angeles Rams ... (LA)	14	24
------	---------------------------	----	----

1951 SEASON .583**Won 7 Lost 5**

George S. Halas — Coach		Bears	Opp.
S 30	Green Bay Packers ... (GB)	31	20
O 7	Chicago Cardinals ... (CM)	14	28

O 14	New York Yanks ... (W)	24	21
O 21	San Francisco 49ers... (W)	13	7
O 28	Detroit Lions ... (D)	28	23
N 4	Washington Redskins ... (WA)	27	0
N 11	Detroit Lions ... (W)	28	41
N 18	Green Bay Packers ... (W)	24	13
N 25	Cleveland Browns ... (CL)	21	42
D 2	Los Angeles Rams ... (W)	17	42
D 9	New York Yanks ... (NY)	45	21
D 16	Chicago Cardinals ... (W)	14	24
		286	282

1952 SEASON .416**Won 5 Lost 7**

George S. Halas — Coach		Bears	Opp.
S 28	Green Bay Packers ... (GB)	24	14
O 5	Chicago Cardinals ... (CM)	10	21
O 12	Dallas Texans ... (W)	38	20
O 19	San Francisco 49ers... (W)	14	40
O 26	Los Angeles Rams ... (LA)	7	31
N 2	San Francisco 49ers... (SF)	20	17
N 9	Green Bay Packers ... (W)	28	41
N 17	Los Angeles Rams ... (W)	24	40
N 23	Detroit Lions ... (W)	24	23
N 27	Dallas Texans ... (AK)	23	27
D 7	Detroit Lions ... (D)	21	45
D 14	Chicago Cardinals ... (W)	10	7
		243	326

1953 SEASON .272**Won 3 Lost 8 Tied 1**

George S. Halas — Coach		Bears	Opp.
S 27	Baltimore Colts ... (BL)	9	13
O 4	Green Bay Packers ... (GB)	17	13
O 11	Baltimore Colts ... (W)	14	16
O 18	San Francisco 49ers... (W)	28	35
O 25	Los Angeles Rams ... (LA)	24	38
N 1	San Francisco 49ers... (SF)	14	24
N 8	Green Bay Packers ... (W)	21	21
N 15	Washington Redskins ... (WA)	27	24
N 22	Detroit Lions ... (W)	16	20
N 29	Los Angeles Rams ... (W)	24	21
D 6	Detroit Lions ... (D)	7	13
D 13	Chicago Cardinals ... (W)	17	24
		218	262

1954 SEASON .667**Won 8 Lost 4**

George S. Halas — Coach		Bears	Opp.
S 26	Detroit Lions ... (D)	23	48
O 3	Green Bay Packers ... (GB)	10	3
O 10	Baltimore Colts ... (W)	28	9
O 17	San Francisco 49ers... (W)	24	31
O 24	Los Angeles Rams ... (LA)	38	42
O 31	San Francisco 49ers... (SF)	31	27
N 7	Green Bay Packers ... (W)	28	23
N 14	Cleveland Browns ... (W)	10	39
N 21	Baltimore Colts ... (BL)	28	13
N 28	Los Angeles Rams ... (W)	24	13
D 5	Chicago Cardinals ... (CM)	29	7

D 12	Detroit Lions..... (W)	28	24
		301	279

1955 SEASON .667
Won 8 Lost 4

George S. Halas — Coach		Bears	Opp.
S 25	Baltimore Colts..... (BL)	17	23
O 2	Green Bay Packers..... (GB)	3	24
O 9	San Francisco 49ers... (W)	19	20
O 16	Baltimore Colts..... (W)	38	10
O 23	San Francisco 49ers... (SF)	34	23
O 30	Los Angeles Rams..... (LA)	31	20
N 6	Green Bay Packers..... (W)	52	31
N 13	Los Angeles Rams..... (W)	24	3
N 20	Detroit Lions..... (D)	24	14
N 27	Chicago Cardinals..... (CM)	14	53
D 4	Detroit Lions..... (W)	21	20
D 11	Philadelphia Eagles... (W)	17	10
		294	251

1956 SEASON .818
Won 9 Lost 2 Tied 1

John L. Driscoll — Coach		Bears	Opp.
S 30	Baltimore Colts..... (BL)	21	28
O 7	Green Bay Packers..... (GB)	37	21
O 14	San Francisco 49ers... (W)	31	7
O 21	Baltimore Colts..... (W)	58	27
O 28	San Francisco 49ers... (SF)	38	21
N 4	Los Angeles Rams..... (LA)	35	24
N 11	Green Bay Packers..... (W)	38	14
N 18	Los Angeles Rams..... (W)	30	21
N 25	New York Giants..... (NY)	17	17
D 2	Detroit Lions..... (D)	10	42
D 9	Chicago Cardinals..... (W)	10	3
D 16	Detroit Lions..... (W)	38	21
		363	246

NFL CHAMPIONSHIP

D 30	New York Giants..... (NY)	7	47
------	---------------------------	---	----

1957 SEASON .416
Won 5 Lost 7

John L. Driscoll — Coach		Bears	Opp.
S 29	Green Bay Packers..... (GB)	17	21
O 5	Baltimore Colts..... (BL)	10	21
O 13	San Francisco 49ers... (W)	17	21
O 20	Los Angeles Rams..... (W)	34	26
O 27	San Francisco 49ers... (SF)	17	21
N 3	Los Angeles Rams..... (LA)	16	10
N 10	Green Bay Packers..... (W)	21	14
N 17	Baltimore Colts..... (W)	14	29
N 24	Detroit Lions..... (D)	27	7
D 1	Washington Redskins... (W)	3	14
D 8	Chicago Cardinals..... (CM)	14	6
D 15	Detroit Lions..... (W)	13	21
		203	211

1958 SEASON .667
Won 8 Lost 4

George S. Halas — Coach		Bears	Opp.
S 28	Green Bay Packers... (GB)	34	20
O 4	Baltimore Colts..... (BL)	38	51
O 12	San Francisco 49ers... (W)	28	6
O 19	Los Angeles Rams..... (W)	31	10
O 26	San Francisco 49ers... (SF)	27	14
N 2	Los Angeles Rams..... (LA)	35	41
N 9	Green Bay Packers..... (W)	24	10
N 16	Baltimore Colts..... (W)	0	17
N 23	Detroit Lions..... (D)	20	7
N 30	Pittsburgh Steelers... (PI)	10	24
D 7	Chicago Cardinals..... (W)	30	14
D 14	Detroit Lions..... (W)	21	16
		298	230

1959 SEASON .667
Won 8 Lost 4

George S. Halas — Coach		Bears	Opp.
S 27	Green Bay Packers... (GB)	6	9
O 3	Baltimore Colts..... (BL)	26	21
O 11	Los Angeles Rams..... (W)	21	28
O 18	Baltimore Colts..... (W)	7	21
O 25	San Francisco 49ers... (SF)	17	20
N 1	Los Angeles Rams..... (LA)	26	21
N 8	Green Bay Packers..... (W)	28	17
N 15	San Francisco 49ers... (W)	14	3
N 22	Detroit Lions..... (D)	24	14
N 29	Chicago Cardinals..... (S)	31	7
D 6	Pittsburgh Steelers... (W)	27	21
D 13	Detroit Lions..... (W)	25	14
		252	196

1960 SEASON .454
Won 5 Lost 6 Tied 1

George S. Halas — Coach		Bears	Opp.
S 25	Green Bay Packers... (GB)	17	14
O 2	Baltimore Colts..... (BL)	7	42
O 9	Los Angeles Rams..... (W)	34	27
O 16	San Francisco 49ers... (W)	27	10
O 23	Los Angeles Rams..... (LA)	24	24
O 30	San Francisco 49ers... (SF)	7	25
N 6	B Y E		
N 13	Baltimore Colts..... (W)	20	24
N 20	Detroit Lions..... (W)	28	7
N 27	Dallas Cowboys..... (W)	17	7
D 4	Green Bay Packers..... (W)	13	41
D 11	Cleveland Browns..... (CL)	0	42
D 18	Detroit Lions..... (D)	0	36
		194	299

1961 SEASON .571
Won 8 Lost 6

George S. Halas — Coach		Bears	Opp.
S 17	Minnesota Vikings.... (M)	13	37
S 23	Los Angeles Rams..... (LA)	21	17
O 1	Green Bay Packers... (GB)	0	24
O 8	Detroit Lions..... (D)	31	17
O 15	Baltimore Colts..... (W)	24	10
O 22	San Francisco 49ers... (W)	31	0

O 29	Baltimore Colts	(BL)	21	20
N 5	Philadelphia Eagles	(PH)	14	16
N 12	Green Bay Packers	(W)	28	31
N 19	San Francisco 49ers	(SF)	31	41
N 26	Los Angeles Rams	(W)	28	24
D 3	Detroit Lions	(W)	15	16
D 10	Cleveland Browns	(W)	17	14
D 17	Minnesota Vikings	(W)	52	35
			326	302

O 25	Washington Redskins	(WA)	20	27
N 1	Dallas Cowboys	(W)	10	24
N 8	Baltimore Colts	(W)	24	40
N 15	Los Angeles Rams	(LA)	34	24
N 22	San Francisco 49ers	(W)	23	21
N 26	Detroit Lions	(D)	27	24
D 5	Green Bay Packers	(W)	3	17
D 13	Minnesota Vikings	(W)	14	41
			260	379

1962 SEASON .642
Won 9 Lost 5

George S. Halas — Coach			Bears	Opp.
S 16	San Francisco 49ers	(SF)	30	14
S 23	Los Angeles Rams	(LA)	27	23
S 30	Green Bay Packers	(GB)	0	49
O 7	Minnesota Vikings	(M)	13	0
O 14	San Francisco 49ers	(W)	27	34
O 21	Baltimore Colts	(W)	35	15
O 28	Detroit Lions	(D)	3	11
N 4	Green Bay Packers	(W)	7	38
N 11	Minnesota Vikings	(W)	31	30
N 18	Dallas Cowboys	(DA)	34	33
N 25	Baltimore Colts	(BL)	57	0
D 2	New York Giants	(W)	24	26
D 9	Los Angeles Rams	(W)	30	14
D 16	Detroit Lions	(W)	3	0
			321	287

1965 SEASON .642
Won 9 Lost 5

George S. Halas — Coach			Bears	Opp.
S 19	San Francisco 49ers	(SF)	24	52
S 25	Los Angeles Rams	(LA)	28	30
O 3	Green Bay Packers	(GB)	14	23
O 10	Los Angeles Rams	(W)	31	6
O 17	Minnesota Vikings	(M)	45	37
O 24	Detroit Lions	(W)	38	10
O 31	Green Bay Packers	(W)	31	10
N 7	Baltimore Colts	(W)	21	26
N 14	St. Louis Cardinals	(W)	34	13
N 21	Detroit Lions	(D)	17	10
N 28	New York Giants	(NY)	35	14
D 5	Baltimore Colts	(BL)	13	0
D 12	San Francisco 49ers	(W)	61	20
D 19	Minnesota Vikings	(W)	17	24
			409	275

1963 SEASON .916
Won 11 Lost 1 Tied 2

George S. Halas — Coach			Bears	Opp.
S 15	Green Bay Packers	(GB)	10	3
S 22	Minnesota Vikings	(M)	28	7
S 29	Detroit Lions	(D)	37	21
O 6	Baltimore Colts	(W)	10	3
O 13	Los Angeles Rams	(LA)	52	14
O 20	San Francisco 49ers	(SF)	14	20
O 27	Philadelphia Eagles	(W)	16	7
N 3	Baltimore Colts	(BL)	17	7
N 10	Los Angeles Rams	(W)	6	0
N 17	Green Bay Packers	(W)	26	7
N 24	Pittsburgh Steelers	(PI)	17	17
D 1	Minnesota Vikings	(W)	17	17
D 8	San Francisco 49ers	(W)	27	7
D 15	Detroit Lions	(W)	24	14
			301	144

1966 SEASON .416
Won 5 Lost 7 Tied 2

George S. Halas — Coach			Bears	Opp.
S 11	Detroit Lions	(D)	3	14
S 16	Los Angeles Rams	(LA)	17	31
S 25	B Y E			
O 2	Minnesota Vikings	(M)	13	10
O 9	Baltimore Colts	(W)	27	17
O 16	Green Bay Packers	(W)	0	17
O 23	Los Angeles Rams	(W)	17	10
O 31	St. Louis Cardinals	(SL)	17	24
N 6	Detroit Lions	(W)	10	10
N 13	San Francisco 49ers	(W)	30	30
N 20	Green Bay Packers	(GB)	6	13
N 27	Atlanta Falcons	(W)	23	6
D 4	Baltimore Colts	(BL)	16	21
D 11	San Francisco 49ers	(SF)	14	41
D 18	Minnesota Vikings	(W)	41	28
			234	272

NFL CHAMPIONSHIP

D 29	New York Giants	(W)	14	10
------	-----------------	-----	----	----

1964 SEASON .357
Won 5 Lost 9

George S. Halas — Coach			Bears	Opp.
S 13	Green Bay Packers	(GB)	12	23
S 20	Minnesota Vikings	(M)	34	28
S 27	Baltimore Colts	(BL)	0	52
O 4	San Francisco 49ers	(SF)	21	31
O 11	Los Angeles Rams	(W)	38	17
O 18	Detroit Lions	(W)	0	10

1967 SEASON .538
Won 7 Lost 6 Tied 1

George S. Halas — Coach			Bears	Opp.
S 17	Pittsburgh Steelers	(PI)	13	41
S 24	Green Bay Packers	(GB)	10	13
O 1	Minnesota Vikings	(M)	17	7
O 8	Baltimore Colts	(W)	3	24
O 15	Detroit Lions	(W)	14	3
O 22	Cleveland Browns	(CL)	0	24
O 29	Los Angeles Rams	(W)	17	28

N 5	Detroit Lions..... (D)	27	13
N 12	New York Giants..... (W)	34	7
N 19	St. Louis Cardinals..... (W)	30	3
N 26	Green Bay Packers..... (W)	13	17
D 3	San Francisco 49ers... (SF)	28	14
D 10	Minnesota Vikings..... (W)	10	10
D 17	Atlanta Falcons..... (A)	23	14
		239	218

1968 SEASON .500
Won 7 Lost 7

Jim Dooley — Coach		Bears	Opp.
S 15	Washington Redskins... (W)	28	38
S 22	Detroit Lions..... (D)	0	42
S 29	Minnesota Vikings..... (M)	27	17
O 6	Baltimore Colts..... (BL)	7	28
O 13	Detroit Lions..... (W)	10	28
O 20	Philadelphia Eagles... (PH)	29	16
O 27	Minnesota Vikings..... (W)	26	24
N 3	Green Bay Packers... (GB)	13	10
N 10	San Francisco 49ers... (W)	27	19
N 17	Atlanta Falcons..... (W)	13	16
N 24	Dallas Cowboys..... (W)	3	34
D 1	New Orleans Saints... (NO)	23	17
D 8	Los Angeles Rams.... (LA)	17	16
D 15	Green Bay Packers.... (W)	27	28
		250	333

1969 SEASON .071
Won 1 Lost 13

Jim Dooley — Coach		Bears	Opp.
S 21	Green Bay Packers... (GB)	0	17
S 28	St. Louis Cardinals... (SL)	17	20
O 5	New York Giants..... (NY)	24	28
O 12	Minnesota Vikings..... (DS)	0	31
O 19	Detroit Lions..... (D)	7	13
O 26	Los Angeles Rams..... (W)	7	9
N 2	Minnesota Vikings..... (M)	14	31
N 9	Pittsburgh Steelers... (W)	38	7
N 16	Atlanta Falcons..... (A)	31	48
N 23	Baltimore Colts..... (W)	21	24
N 30	Cleveland Browns..... (W)	24	28
D 6	San Francisco 49ers... (SF)	21	42
D 14	Green Bay Packers.... (W)	3	21
D 21	Detroit Lions..... (W)	3	20
		210	339

1970 SEASON .428
Won 6 Lost 8

Jim Dooley — Coach		Bears	Opp.
S 19	New York Giants..... (NY)	24	16
S 27	Philadelphia Eagles... (DS)	20	16
O 5	Detroit Lions..... (D)	14	28
O 11	Minnesota Vikings..... (W)	0	24
O 18	San Diego Chargers.... (W)	7	20
O 25	Detroit Lions..... (W)	10	16
N 1	Atlanta Falcons..... (A)	23	14
N 8	San Francisco 49ers... (W)	16	37
N 15	Green Bay Packers... (GB)	19	20

N 22	Buffalo Bills..... (W)	31	13
N 29	Baltimore Colts..... (BL)	20	21
D 5	Minnesota Vikings..... (M)	13	16
D 13	Green Bay Packers.... (W)	35	17
D 20	New Orleans Saints... (NO)	24	3
		256	261

1971 SEASON .428
Won 6 Lost 8

Jim Dooley — Coach		Bears	Opp.
S 19	Pittsburgh Steelers.... (S)	17	15
S 26	Minnesota Vikings..... (M)	20	17
O 3	Los Angeles Rams.... (LA)	3	17
O 10	New Orleans Saints... (S)	35	14
O 17	San Francisco 49ers... (SF)	0	13
O 24	Detroit Lions..... (D)	28	23
O 31	Dallas Cowboys..... (S)	23	19
N 7	Green Bay Packers.... (S)	14	17
N 14	Washington Redskins... (S)	16	15
N 21	Detroit Lions..... (S)	3	28
N 29	Miami Dolphins..... (MI)	3	34
D 5	Denver Broncos..... (DN)	3	6
D 12	Green Bay Packers.... (GB)	10	31
D 19	Minnesota Vikings..... (S)	10	27
		185	276

1972 SEASON .307
Won 4 Lost 9 Tied 1

Abe Gibron — Coach		Bears	Opp.
S 17	Atlanta Falcons..... (S)	21	37
S 24	Los Angeles Rams..... (S)	13	13
O 1	Detroit Lions..... (S)	24	38
O 8	Green Bay Packers... (GB)	17	20
O 15	Cleveland Browns.... (CL)	17	0
O 23	Minnesota Vikings..... (S)	13	10
O 29	St. Louis Cardinals... (SL)	27	10
N 5	Detroit Lions..... (D)	0	14
N 12	Green Bay Packers.... (S)	17	23
N 19	San Francisco 49ers... (S)	21	34
N 26	Cincinnati Bengals... (S)	3	13
D 3	Minnesota Vikings..... (M)	10	23
D 10	Philadelphia Eagles... (PH)	21	12
D 17	Oakland Raiders..... (O)	21	28
		225	275

1973 SEASON .214
Won 3 Lost 11

Abe Gibron — Head Coach		Bears	Opp.
S 16	Dallas Cowboys..... (S)	17	20
S 23	Minnesota Vikings..... (S)	13	22
S 30	Denver Broncos..... (DN)	33	14
O 7	New Orleans Saints... (NO)	16	21
O 14	Atlanta Falcons..... (A)	6	46
O 21	New England Patriots... (S)	10	13
O 28	Houston Oilers..... (S)	35	14
N 4	Green Bay Packers.... (GB)	31	17
N 12	Kansas City Chiefs... (KC)	7	19
N 18	Detroit Lions..... (S)	7	30
N 25	Minnesota Vikings..... (M)	13	31
D 2	Los Angeles Rams..... (S)	0	26

D 9	Detroit Lions..... (D)	7	40
D 16	Green Bay Packers..... (S)	0	21
		195	334

1974 SEASON .286
Won 4 Lost 10

Abe Gibron — Coach		Bears	Opp.
S 15	Detroit Lions..... (S)	17	9
S 22	New York Jets..... (S)	21	23
S 29	Minnesota Vikings..... (M)	7	11
O 6	New Orleans Saints..... (S)	24	10
O 13	Atlanta Falcons..... (A)	10	13
O 21	Green Bay Packers..... (S)	10	9
O 27	Buffalo Bills..... (BF)	6	16
N 3	Minnesota Vikings..... (S)	0	17
N 10	Green Bay Packers... (ML)	3	20
N 17	San Francisco 49ers..... (S)	0	34
N 24	Detroit Lions..... (D)	17	34
D 1	New York Giants..... (S)	16	13
D 8	San Diego Chargers... (SD)	21	28
D 15	Washington Redskins... (WA)	0	42
		152	279

1975 SEASON .286
Won 4 Lost 10

Jack Pardee — Coach		Bears	Opp.
S 21	Baltimore Colts..... (S)	7	35
S 28	Philadelphia Eagles..... (S)	15	13
O 5	Minnesota Vikings..... (M)	3	28
O 12	Detroit Lions..... (D)	7	27

O 19	Pittsburgh Steelers..... (P)	3	34
O 27	Minnesota Vikings..... (S)	9	13
N 2	Miami Dolphins..... (S)	13	46
N 9	Green Bay Packers..... (S)	27	14
N 16	San Francisco 49ers... (SF)	3	31
N 23	Los Angeles Rams.... (LA)	10	38
N 30	Green Bay Packers... (GB)	7	28
D 7	Detroit Lions..... (S)	25	21
D 14	St. Louis Cardinals..... (S)	20	34
D 21	New Orleans Saints... (NO)	42	17
		191	379

1976 SEASON .500
Won 7 Lost 7

Jack Pardee — Coach		Bears	Opp.
S 12	Detroit Lions..... (S)	10	3
S 19	San Francisco 49ers... (SF)	19	12
S 26	Atlanta Falcons..... (S)	0	10
O 3	Washington Redskins... (S)	33	7
O 10	Minnesota Vikings..... (M)	19	20
O 17	Los Angeles Rams.... (LA)	12	20
O 24	Dallas Cowboys..... (DA)	21	31
O 31	Minnesota Vikings..... (S)	14	13
N 7	Oakland Raiders..... (S)	27	28
N 14	Green Bay Packers..... (S)	24	13
N 21	Detroit Lions..... (P)	10	14
N 28	Green Bay Packers... (GB)	16	10
D 5	Seattle Seahawks..... (SE)	34	7
D 12	Denver Broncos..... (S)	14	28
		253	216



1963 World Champions

1st Row: Martell, Green, Whitsell, J. Morris, Martin, Taylor, Caroline, Glueck, Neck, Schulte, Bettis. 2nd Row: Galimore, Marconi, Bukich, Farrington, Bull, McRae, Jones, Pyle, Karras, Barnett, Davis, Bivins. 3rd Row: Luckman, Driscoll, Allen, Ditka, Coia, Rabold, Kilcullen, Leclerc, Fortunato, L. Morris, Wade, Keckin, Casares, Rozy, Johnsons, G. Halas. 4th Row: Stydahr, Handler, F. Halas, Dooley, Lee, Jencks, Wetoska, Johnson, Youmans, Atkins, O'Bradovich, Petitbon, Cadile, Williams, George, Mather, Leggett.

Recent Pre-Season Results

1968 PRE-SEASON .800

Won 4 Lost 1

Jim Dooley — Coach		Bears	Opp.
A 3	Dallas Cowboys (C)	30	24
A 10	Baltimore Colts (B)	0	10
A 19	Green Bay Packers ... (ML)	10	7
A 24	Washington Redskins ... (R)	45	13
S 6	St. Louis Cardinals (S)	19	17
		104	71

1969 PRE-SEASON .500

Won 3 Lost 3

Jim Dooley — Coach		Bears	Opp.
A 2	Washington Redskins. (WA)	7	13
A 9	Miami Dolphins (MI)	16	10
A 16	Green Bay Packers ... (ML)	19	9
A 22	Houston Oilers (H)	17	19
A 30	Buffalo Bills (CL)	23	16
S 12	St. Louis Cardinals (S)	31	37
		113	104

1970 PRE-SEASON .200

Won 1 Lost 4 Tied 1

Jim Dooley — Coach		Bears	Opp.
A 8	Houston Oilers (H)	23	13
A 15	Green Bay Packers ... (ML)	6	6
A 24	San Diego Chargers ... (SD)	9	14
A 29	St. Louis Cardinals ... (SL)	3	24
S 5	Denver Broncos (DN)	17	30
S 11	Minnesota Vikings (S)	30	31
		88	118

1971 PRE-SEASON .500

Won 3 Lost 3

Jim Dooley — Coach		Bears	Opp.
A 7	Green Bay Packers ... (ML)	2	0
A 14	Baltimore Colts (BL)	13	21
A 21	Minnesota Vikings (M)	14	34
A 28	Cleveland Browns ... (SB)	20	19
S 4	Houston Oilers (H)	17	37
S 12	Denver Broncos (S)	33	17
		99	128

1972 PRE-SEASON .200

Won 1 Lost 4 Tied 1

Abe Gibron — Coach		Bears	Opp.
A 5	Kansas City Chiefs ... (SB)	10	24
A 10	Houston Oilers (H)	20	17

A 20	New England Patriots. (NE)	17	27
A 27	Green Bay Packers ... (ML)	7	10
S 3	Buffalo Bills (S)	24	24
S 9	St. Louis Cardinals ... (SL)	14	33
		92	135

1973 PRE-SEASON .750

Won 3 Lost 1 Tied 2

Abe Gibron — Coach		Bears	Opp.
A 4	Green Bay Packers ... (ML)	13	13
A 11	Houston Oilers (H)	34	7
A 18	Miami Dolphins (MI)	9	9
A 26	Buffalo Bills (BF)	13	10
S 1	St. Louis Cardinals (S)	31	20
S 9	Washington Redskins. (WA)	3	7
		103	66

1974 PRE-SEASON .167

Won 1 Lost 5

Abe Gibron — Coach		Bears	Opp.
A 3	St. Louis Cardinals ... (CN)	7	10
A 12	Pittsburgh Steelers ... (PI)	21	50
A 17	Green Bay Packers ... (GB)	10	20
A 26	Baltimore Colts (BL)	20	16
A 31	Houston Oilers (H)	20	37
S 9	Miami Dolphins (S)	7	30
		85	163

1975 PRE-SEASON .333

Won 2 Lost 4

Jack Pardee — Coach		Bears	Opp.
A 9	San Diego Chargers .. (SD)	22	0
A 16	Green Bay Packers ... (ML)	9	13
A 23	St. Louis Cardinals ... (CN)	14	13
A 30	Denver Broncos (S)	0	13
S 6	Miami Dolphins (M)	10	21
S 13	Houston Oilers (S)	13	24
		68	84

1976 PRE-SEASON .833

Won 5 Lost 1

Jack Pardee — Coach		Bears	Opp.
J 31	Denver Broncos (DN)	15	14
A 7	Seattle Seahawks (SP)	27	16
A 14	Baltimore Colts (S)	25	14
A 21	St. Louis Cardinals ... (S)	14	20
A 28	Tampa Bay Buccaneers (TB)	10	7
S 3	Washington Redskins. (WA)	9	7
		100	78

TIES FORMULA FOR PLAYOFFS

To Break A Tie Within A Division, these steps will be taken, in order:

1. Best won-lost percentage in head-to-head competition
2. Best won-lost percentage in games within division
3. Best won-lost percentage in games within conference
4. Best point differential in head-to-head competition
5. Best average point differential applied to division games
6. Best point differential applied to a 14 game schedule
7. Coin Flip.

If, in selecting the fourth qualifier, there are two or more teams tied with the leading won-lost percentage, these steps will be taken, in order:

1. If there are more than two teams tied and two are from the same division, the division tie first will be broken using the above division tie-breaking system. The surviving ties then are broken as follows:

CONFERENCE TIES

1. Best percentage in head-to-head competition, when applicable. This is applicable in a three-way tie only if one club beat both others or one club lost to both others.
2. Best won-lost percentage in games within conference. This is applicable only if teams have played equal number of intraconference games.
3. Best point differential in head-to-head competition.
4. Best average point differential applied to conference games.
5. Best point differential applied to 14 game schedule.
6. Coin Flip.

NOTES

- a. If there is a first place tie in a division, the loser under the tie-breaking system above becomes a candidate for wild card.
- b. The point differential is determined by subtracting the points allowed from the points scored. The average point differential is included because of the possibility of an unequal number of division or interconference games.

POSTSEASON GAME SITES

Sites for the AFC and NFC Divisional Playoffs and the AFC and NFC Championship Games are determined by the won-lost records of the divisional champions.

In the Divisional Playoffs in each conference, the two divisional winners with the highest won-lost percentages during the regular season will be the home teams. The division winner with the best percentage will be host to the wild card team and the division winner with the second best percentage will be host to the third division winner, unless the wild card team is from the same division as the winner with the highest percentage. In that event, the division winner with the best percentage will be host to the third division winner and the second highest division winner to the wild card.

Wild Card at Winner No. 1

or

Winner No. 3 at Winner No. 1

Winner No. 3 at Winner No. 2

Wild Card at Winner No. 2

In the Championship Games, the home teams will be surviving division winners with the best won-lost percentage during the regular season.

Road Headquarters

Canton, July 29

Imperial House, 4343 Everhard Rd.
Canton, O. 44718
216, 499-9410

Oakland, Aug. 12

Edgewater Hyatt House
455 Hegenberger Rd.
Oakland, Cal. 94621
415, 562-6100

Houston, Aug. 19 & Nov. 5

Houston Marriott, 2100 S. Braeswood
Houston, Tex. 77030
713, 747-6200

Cleveland, Aug. 24

Bond Court, E. Sixth & St. Clair
Cleveland, O. 44114
216, 771-7600

St. Louis, Sept. 1 & 24

To be announced.

Minnesota, Oct. 15

Registry, 7901 24th Ave. S.
Bloomington, Minn. 55420
612, 854-2244

Green Bay, Oct. 29

Ramada Inn, 2750 Ramada Way
Green Bay, Wis. 54304
414, 499-0631

Detroit, Nov. 23

Somerset Inn, Big Beaver Road
Troy, Mich. 48064
313, 643-7800

Tampa, Dec. 3

Admiral Benbow Inn
1200 N. Westshore Blvd.
Tampa, Fla. 33607
813, 879-1750

New York, Dec. 17

Sheraton Heights, 650 Terrace Ave.
Hasbrouck Heights, NJ 07604
201, 288-6100

1977 NATIONAL FOOTBALL LEAGUE SCHEDULE

(All times local)

SUNDAY, SEPT. 18

Baltimore at Seattle	1:00
Cleveland at Cincinnati	1:00
Dallas at Minnesota	3:00
Detroit at Chicago	1:00
Green Bay at New Orleans	1:00
Kansas City at New England	1:00
Los Angeles at Atlanta	1:00
Miami at Buffalo	1:00
New York Jets at Houston	3:00
St. Louis at Denver	2:00
San Diego at Oakland	1:00
Tampa Bay at Philadelphia	1:00
Washington at New York Giants	1:00

MONDAY, SEPT. 19

San Francisco at Pittsburgh	9:00
-----------------------------	------

SATURDAY, SEPT. 24

Minnesota at Tampa Bay	8:00
------------------------	------

SUNDAY, SEPT. 25

Atlanta at Washington	1:00
Baltimore at New York Jets	1:00
Buffalo at Denver	2:00
Chicago at St. Louis	1:00
Houston at Green Bay	1:00
Miami at San Francisco	1:00
New Orleans at Detroit	1:00
New York Giants at Dallas	1:00
Oakland at Pittsburgh	4:00
Philadelphia at Los Angeles	1:00
San Diego at Kansas City	1:00
Seattle at Cincinnati	1:00

MONDAY, SEPT. 26

New England at Cleveland	9:00
--------------------------	------

SUNDAY, OCT. 2

Buffalo at Baltimore	2:00
Cincinnati at San Diego	1:00
Denver at Seattle	1:00
Green Bay at Minnesota	1:00
Houston at Miami	4:00
New England at New York Jets	1:00
New Orleans at Chicago	1:00
New York Giants at Atlanta	1:00
Philadelphia at Detroit	1:00
Pittsburgh at Cleveland	1:00

St. Louis at Washington	4:00
San Francisco at Los Angeles	1:00
Tampa Bay at Dallas	1:00

MONDAY, OCT. 3

Oakland at Kansas City	8:00
------------------------	------

SUNDAY, OCT. 9

Atlanta at San Francisco	1:00
Cincinnati vs. Green Bay at Milw.	1:00
Dallas at St. Louis	3:00
Detroit at Minnesota	1:00
Kansas City at Denver	2:00
Miami at Baltimore	2:00
New York Jets at Buffalo	1:00
Oakland at Cleveland	1:00
Philadelphia at New York Giants	1:00
Pittsburgh at Houston	1:00
San Diego at New Orleans	1:00
Seattle at New England	1:00
Washington at Tampa Bay	4:00

MONDAY, OCT. 10

Los Angeles at Chicago	8:00
------------------------	------

SUNDAY, OCT. 16

Atlanta at Buffalo	1:00
Baltimore at Kansas City	12:00
Chicago at Minnesota	1:00
Cleveland at Houston	1:00
Denver at Oakland	1:00
Green Bay at Detroit	1:00
New England at San Diego	1:00
New Orleans at Los Angeles	1:00
New York Jets at Miami	4:00
St. Louis at Philadelphia	1:00
San Francisco at New York Giants	1:00
Tampa Bay at Seattle	1:00
Washington at Dallas	3:00

MONDAY, OCT. 17

Cincinnati at Pittsburgh	9:00
--------------------------	------

SUNDAY, OCT. 23

Atlanta at Chicago	1:00
Baltimore at New England	4:00
Cleveland at Buffalo	1:00
Dallas at Philadelphia	1:00
Denver at Cincinnati	1:00

Detroit at San Francisco	1:00
Green Bay at Tampa Bay	1:00
Houston at Pittsburgh	1:00
Kansas City at San Diego	1:00
New Orleans at St. Louis	1:00
New York Giants at Washington	1:00
Oakland at New York Jets	1:00
Seattle at Miami	1:00

MONDAY, OCT. 24

Minnesota at Los Angeles	6:00
--------------------------	------

SUNDAY, OCT. 30

Buffalo at Seattle	1:00
Chicago at Green Bay	1:00
Detroit at Dallas	1:00
Houston at Cincinnati	1:00
Kansas City at Cleveland	1:00
Los Angeles at New Orleans	1:00
Minnesota at Atlanta	1:00
New York Jets at New England	1:00
Oakland at Denver	2:00
Philadelphia at Washington	1:00
Pittsburgh at Baltimore	4:00
San Diego at Miami	1:00
Tampa Bay at San Francisco	1:00

MONDAY, OCT. 31

New York Giants at St. Louis	8:00
------------------------------	------

SUNDAY, NOV. 6

Buffalo at New England	1:00
Chicago at Houston	1:00
Cincinnati at Cleveland	1:00
Dallas at New York Giants	1:00
Green Bay at Kansas City	1:00
Miami at New York Jets	1:00
New Orleans at Philadelphia	1:00
Pittsburgh at Denver	2:00
St. Louis at Minnesota	3:00
San Diego at Detroit	1:00
San Francisco at Atlanta	1:00
Seattle at Oakland	1:00
Tampa Bay at Los Angeles	1:00

MONDAY, NOV. 7

Washington at Baltimore	9:00
-------------------------	------

SUNDAY, NOV. 13

Baltimore at Buffalo	1:00
Cincinnati at Minnesota	3:00
Cleveland at Pittsburgh	1:00
Denver at San Diego	1:00
Detroit at Atlanta	1:00
Houston at Oakland	1:00

Kansas City at Chicago	1:00
Los Angeles vs. Green Bay at Milw.	1:00
New England at Miami	1:00
New York Giants at Tampa Bay	1:00
San Francisco at New Orleans	1:00
Seattle at New York Jets	1:00
Washington at Philadelphia	1:00

MONDAY, NOV. 14

St. Louis at Dallas	8:00
---------------------	------

SUNDAY, NOV. 20

Atlanta at New Orleans	1:00
Cleveland at New York Giants	1:00
Dallas at Pittsburgh	4:00
Denver at Kansas City	1:00
Houston at Seattle	1:00
Los Angeles at San Francisco	1:00
Miami at Cincinnati	1:00
Minnesota at Chicago	1:00
New England at Buffalo	1:00
New York Jets at Baltimore	2:00
Philadelphia at St. Louis	1:00
Oakland at San Diego	1:00
Tampa Bay at Detroit	1:00

MONDAY, NOV. 21

Green Bay at Washington	9:00
-------------------------	------

THURSDAY, NOV. 24

Chicago at Detroit	12:30
Miami at St. Louis	2:30

SUNDAY, NOV. 27

Atlanta at Tampa Bay	1:00
Baltimore at Denver	2:00
Dallas at Washington	4:00
Kansas City at Houston	1:00
Los Angeles at Cleveland	1:00
Minnesota at Green Bay	1:00
New Orleans at San Francisco	1:00
New York Giants at Cincinnati	1:00
Philadelphia at New England	1:00
Pittsburgh at New York Jets	1:00
San Diego at Seattle	1:00

MONDAY, NOV. 28

Buffalo at Oakland	6:00
--------------------	------

SUNDAY, DEC. 4

Chicago at Tampa Bay	1:00
Cincinnati at Kansas City	1:00
Cleveland at San Diego	1:00
Denver at Houston	1:00
Detroit at Green Bay	1:00

New England at Atlanta	1:00
New York Jets at New Orleans	3:00
Philadelphia at Dallas	1:00
Oakland at Los Angeles	1:00
St. Louis at New York Giants	1:00
San Francisco at Minnesota	1:00
Seattle at Pittsburgh	1:00
Washington at Buffalo	1:00

MONDAY, DEC. 5

Baltimore at Miami	9:00
--------------------	------

SATURDAY, DEC. 10

Pittsburgh at Cincinnati	1:00
Washington at St. Louis	2:30

SUNDAY, DEC. 11

Atlanta at Los Angeles	1:00
Buffalo at New York Jets	1:00
Detroit at Baltimore	2:00
Green Bay at Chicago	1:00
Houston at Cleveland	1:00
Miami at New England	1:00
Minnesota at Oakland	1:00
New York Giants at Philadelphia	1:00
Seattle at Kansas City	1:00
San Diego at Denver	2:00
Tampa Bay at New Orleans	1:00

MONDAY, DEC. 12

Dallas at San Francisco	6:00
-------------------------	------

SATURDAY, DEC. 17

Los Angeles at Washington	1:00
Buffalo at Miami	4:00
Minnesota at Detroit	9:00

SUNDAY, DEC. 18

Chicago at New York Giants	1:00
Cincinnati at Houston	1:00
Cleveland at Seattle	1:00
Denver at Dallas	1:00
Kansas City at Oakland	1:00
New England at Baltimore	4:00
New Orleans at Atlanta	1:00
New York Jets at Philadelphia	1:00
Pittsburgh at San Diego	1:00
St. Louis at Tampa Bay	1:00
San Francisco vs. Green Bay at Milw.	1:00

POSTSEASON

Saturday, December 24

AFC Divisional Playoffs

Monday, December 26

NFC Divisional Playoffs

Sunday, January 1

AFC Championship Game

NFC Championship Game

Sunday, January 15

Super Bowl XII at New Orleans

Monday, January 23

AFC-NFC Pro Bowl at Tampa

1976 FINAL STANDINGS

National Football Conference

Eastern Division

	W	L	T	Pct.	Pts.	OP
Dallas*	11	3	0	.786	296	194
Washington#	10	4	0	.714	291	217
St. Louis	10	4	0	.714	309	267
Philadelphia	4	10	0	.286	165	286
N.Y. Giants	3	11	0	.214	170	250

Central Division

Minnesota*	11	2	1	.821	305	176
Chicago	7	7	0	.500	253	216
Detroit	6	8	0	.429	262	220
Green Bay	5	9	0	.357	218	299

Western Division

Los Angeles*	10	3	1	.750	351	190
San Francisco	8	6	0	.571	270	190
Atlanta	4	10	0	.286	172	312
New Orleans	4	10	0	.286	253	346
Seattle	2	12	0	.143	229	429

* Division Winner

Wild Card for Playoffs

American Football Conference

Eastern Division

	W	L	T	Pct.	Pts.	OP
Baltimore*	11	3	0	.786	417	246
New England#	11	3	0	.786	376	236
Miami	6	8	0	.429	263	264
N.Y. Jets	3	11	0	.214	169	383
Buffalo	2	12	0	.143	245	363

Central Division

Pittsburgh*	10	4	0	.714	342	138
Cincinnati	10	4	0	.714	335	210
Cleveland	9	5	0	.643	267	287
Houston	5	9	0	.357	222	273

Western Division

Oakland*	13	1	0	.929	350	237
Denver	9	5	0	.643	315	206
San Diego	6	8	0	.429	248	285
Kansas City	5	9	0	.357	290	376
Tampa Bay	0	14	0	.000	125	412

1977 Opponents

- Atlanta Falcons:** Head Coach — Leeman Bennett. PR Director — Charlie Dayton. Home — Atlanta — Fulton County Stadium (58,850). 1976 Record — 4-10 (tied for 3rd in the NFC West). Office Telephone — (404) 688-8684.
- Cincinnati Bengals:** Head Coach — Bill Johnson. PR Director — Allan Heim. Home — Riverfront Stadium (56,200). 1976 Record — 10-4 (tied for 1st in the AFC Central). Office Telephone — (513) 621-3550.
- Cleveland Browns:** Head Coach — Forrest Gregg. PR Director — Nate Wallack. Home — Cleveland Stadium (80,165). 1976 Record — 9-5 (3rd in the AFC Central). Office Telephone — (216) 696-5568.
- Detroit Lions:** Head Coach — Tommy Hudspeth. PR Director — Don Kremer. Home — Pontiac Stadium (80,638). 1976 Record — 6-8 (3rd in the NFC Central). Office Telephone — (313) 335-4131.
- Green Bay Packers:** Head Coach — Bart Starr. PR Director — Chuck Lane. Home — Lambeau Field (56,267), Milwaukee County Stadium (47,823). 1976 Record — 5-9 (4th in the NFC Central). Office Telephone — (414) 494-2351.
- Houston Oilers:** Head Coach — Bum Phillips. PR Director — Jack Cherry. Home — Astrodome (50,000). 1976 Record — 5-9 (4th in the AFC Central). Office Telephone — (713) 797-1272.
- Kansas City Chiefs:** Head Coach — Paul Wiggin. PR Director — Bob Sprenger. Home — Arrowhead (78,000). 1976 Record — 5-9 (4th in the AFC West). Office Telephone — (816) 924-9300.
- Los Angeles Rams:** Head Coach — Chuck Knox. PR Directors — Jerry Wilcox and Jack Geyer. Home — Memorial Coliseum (76,000). 1976 Record — 10-3-1 (1st in the NFC West). Office Telephone — (213) 277-4700.
- Minnesota Vikings:** Head Coach — Bud Grant. PR Director — Merrill Swanson. Home — Metropolitan Stadium, Bloomington (48,503). 1976 Record — 11-2-1 (1st in the NFC Central). Office Telephone — (612) 920-4805.
- New Orleans Saints:** Head Coach — Hank Stram. PR Director — Jerry Wynn. Home — Louisiana Superdome (72,000). 1976 Record — 4-10 (tied for 3rd in the NFC West). Office Telephone — (504) 525-4011.
- New York Giants:** Head Coach — John McVay. PR Director — Ed Croke. Home — Giants Stadium (76,000). 1976 Record — 3-11 (5th in the NFC East). Office Telephone — (201) 935-8111.
- New York Jets:** Head Coach — Walt Michaels. PR Director — Frank Ramos. Home — Shea Stadium (60,000). 1976 Record — 3-11 (4th in the AFC East). Office Telephone — (212) 421-6600.
- Oakland Raiders:** Head Coach — John Madden. PR Contact — Al Locasale. Home — Alameda County Stadium (54,037). 1976 Record — 13-1 (1st in the AFC West). Office Telephone — (415) 562-5900.
- St. Louis Cardinals:** Head Coach — Don Coryell. PR Director — Kevin Byrne. Home — Busch Memorial Stadium (51,392). 1976 Record — 10-4 (tied for 2nd in the NFC East). Office Telephone — (314) 421-0777.
- Tampa Bay Buccaneers:** Head Coach — John McKay. PR Director — Dick Maxwell. Home — Tampa Stadium (71,000). 1976 Record — 0-14 (5th in the AFC West). Office Telephone — (813) 870-2700.

MEDIA INFORMATION

Credentials

Requests should be directed to Ted Haracz, Public Relations Director, Chicago Bears, 55 E. Jackson, Chicago 60604. Credentials will not be mailed after Monday of game week. Space is extremely limited in the Soldier Field press box. No guests are permitted and credentials are limited to working press.

Photographers

Limited to wire services, accredited daily newspapers and television stations.

Copy

Am Fax and Sports Comm are again expected to service the Soldier Field press box. Copy runners will be provided by the Bears. Inform Bear Public Relations office of filing method to facilitate game day operation.